



















Worklist: 6540

<u>LAB CASE</u>	<u>ITEM</u>	<u>ITEM TYPE</u>	<u>DESCRIPTION</u>	
M2023-4498		BCK	Alcohol Analysis	
M2023-4500		BCK	Alcohol Analysis	
M2023-4501		BCK	Alcohol Analysis	
M2023-4513		BCK	Alcohol Analysis	
M2023-4529		BCK	Alcohol Analysis	
M2023-4530	2	BCK	Alcohol Analysis	
M2023-4535		BCK	Alcohol Analysis	
M2023-4536		BCK	Alcohol Analysis	
M2023-4537		BCK	Alcohol Analysis	
M2023-4553		BCK	Alcohol Analysis	
M2023-4555	2	BCK	Alcohol Analysis	
M2023-4579		BCK	Alcohol Analysis	
M2023-4587		BCK	Alcohol Analysis	
M2023-4588		BCK	Alcohol Analysis	
M2023-4600		BCK	Alcohol Analysis	
M2023-4601		BCK	Alcohol Analysis	
M2023-4602		BCK	Alcohol Analysis	
M2023-4603		BCK	Alcohol Analysis	

REVIEWED*By Jeremy Johnston at 1:25 pm, Oct 25, 2023**NB*

Quantitative Analysis for Ethanol & Qualitative Analysis for Other Volatiles

Analytical Method(s): 1.0

Device: Hamilton MICROLAB Liquid Processor/Dilutor Serial Number: ML600HC11378

Volatiles Quality Assurance Controls

Run Date(s):

10/24/23

Calibration Date: 10/24/23

Worklist #:

6540

Control level	Expiration	Lot #	Target Value	Acceptable Range	Overall Results	
Level 1	Feb-25	2101199	0.0808	0.0727-0.0889	0.0793 g/100cc	
					0.0831 g/100cc	
					g/100cc	
Level 2	Mar-26	2110181	0.2030	0.1827-0.2233	0.2031 g/100cc	
					0.2063 g/100cc	
					g/100cc	
Multi-Component mixture:		Exp:	Oct. 2024	Lot #	FN06041902	
Curve Fit:			Column 1	0.99962	Column2	0.99963

Ethanol Calibration Reference Material

Calibrator level	Target Value	Acceptable Range	Column 1	Column 2	Precision	Mean
50	0.050	0.045 - 0.055	0.0530	0.0525	0.0005	0.0527
100	0.100	0.090 - 0.110	0.1009	0.1014	0.0005	0.1011
200	0.200	0.180 - 0.220	0.1967	0.1971	0.0004	0.1969
300	0.300	0.270 - 0.330	0.2959	0.2955	0.0004	0.2957
400	0.400	0.360 - 0.440			0	#DIV/0!
500	0.500	0.450 - 0.550	0.5032	0.5032	0	0.5032

Aqueous Controls

Control level	Target Value	Acceptable Range	Overall Results
80	0.080	0.076 - 0.084	0.081 g/100cc

Internal Standard Monitoring Worksheet

Worklist #:	6540	Run Date(s):	10/24/23
--------------------	-------------	---------------------	-----------------

Internal Standard Solution:	Prep Date: 9/11/2023	Exp Date: 3/11/2024
-----------------------------	----------------------	---------------------


Sample Name	Column 1 Value	Column 2 Value
0.080	188125	203936
0.080	185843	201500
QC1	188619	204143
QC1	189439	205108
QC1	207293	225008
QC1	206341	224009
QC1		
QC1		
QC2	204907	222434
QC2	209432	227378
QC2	212814	231137
QC2	220626	239519
QC2		
QC2		

	Average	(-)20%	(+)20%
Column 1	201343.9	161075.1	241612.7
Column 2	218417.2	174733.8	262100.6

Calibration Table

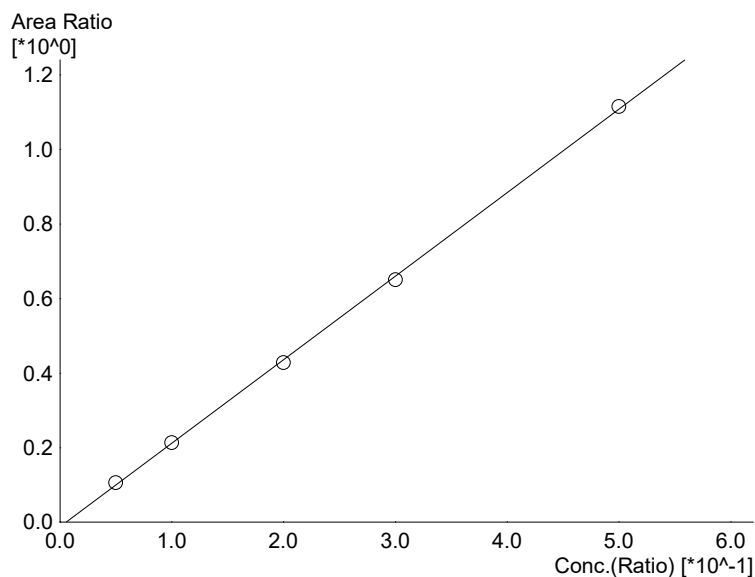
Laboratory : MERIDIAN
 Instrument Name : GC-BAC
 Instrument Serial # : C12595800409 / C12255750548

<<Method File>>
 Method File :Default Project - ALCOHOL_231024NB.gcm
 Date Created :10/24/2023 6:55:55 AM
 Date Modified :10/24/2023 11:10:21 AM



Name : Methanol
 Detector Name: FID1
 Function : $f(x)=0*x+0$
 R² value= 0
 FitType: Linear
 ZeroThrough: Not Through

#	Conc.	Area	Std. Conc.
---	-------	------	------------



Name : Ethanol
 Detector Name: FID1
 Function : $f(x)=2.24100*x-0.0127467$
 R² value= 0.9996246
 FitType: Linear
 ZeroThrough: Not Through

#	Conc.	Area	Std. Conc.
1	0.050	19894	0.0530
2	0.100	39814	0.1009
3	0.200	80005	0.1967
4	0.300	121366	0.2959
5	0.500	218608	0.5032

NB



Name : Isopropyl Alcohol
Detector Name: FID1
Function : $f(x)=0*x+0$
R^2 value= 0
FitType: Linear
ZeroThrough: Not Through

#	Conc.	Area	Std. Conc.
---	-------	------	------------



Name : Acetone
Detector Name: FID1
Function : $f(x)=0*x+0$
R^2 value= 0
FitType: Linear
ZeroThrough: Not Through

#	Conc.	Area	Std. Conc.
---	-------	------	------------



Name : Fluor. Hydrocarbon(s)
Detector Name: FID1
Function : $f(x)=0*x+0$
R^2 value= 0
FitType: Linear
ZeroThrough: Not Through

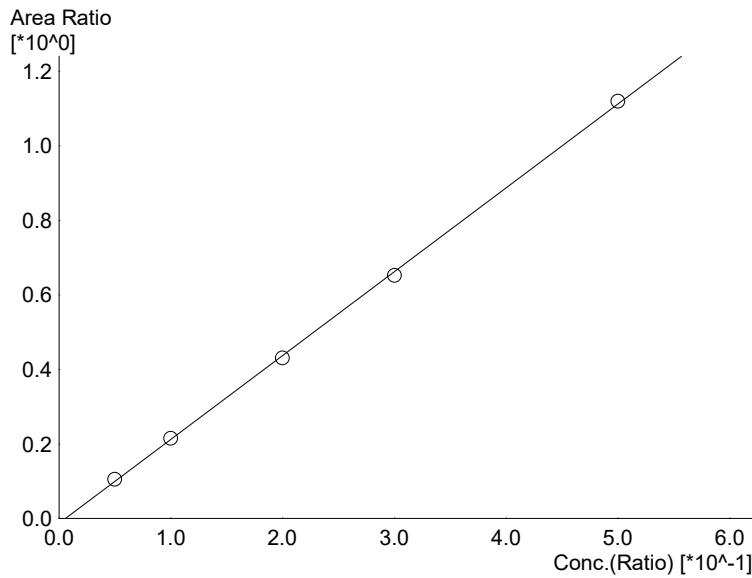
#	Conc.	Area	Std. Conc.
---	-------	------	------------

NB



Name : Methanol
 Detector Name: FID2
 Function : $f(x)=0*x+0$
 R² value= 0
 FitType: Linear
 ZeroThrough: Not Through

#	Conc.	Area	Std. Conc.
---	-------	------	------------



Name : Ethanol
 Detector Name: FID2
 Function : $f(x)=2.25015*x-0.0129193$
 R² value= 0.9996335
 FitType: Linear
 ZeroThrough: Not Through


#	Conc.	Area	Std. Conc.
1	0.050	21320	0.0525
2	0.100	43354	0.1014
3	0.200	86989	0.1971
4	0.300	131492	0.2955
5	0.500	237554	0.5032



Name : Acetone
 Detector Name: FID2
 Function : $f(x)=0*x+0$
 R² value= 0
 FitType: Linear
 ZeroThrough: Not Through


#	Conc.	Area	Std. Conc.
---	-------	------	------------

NB



Name : Isopropyl Alcohol
Detector Name: FID2
Function : $f(x)=0*x+0$
R² value= 0
FitType: Linear
ZeroThrough: Not Through

#	Conc.	Area	Std. Conc.
---	-------	------	------------

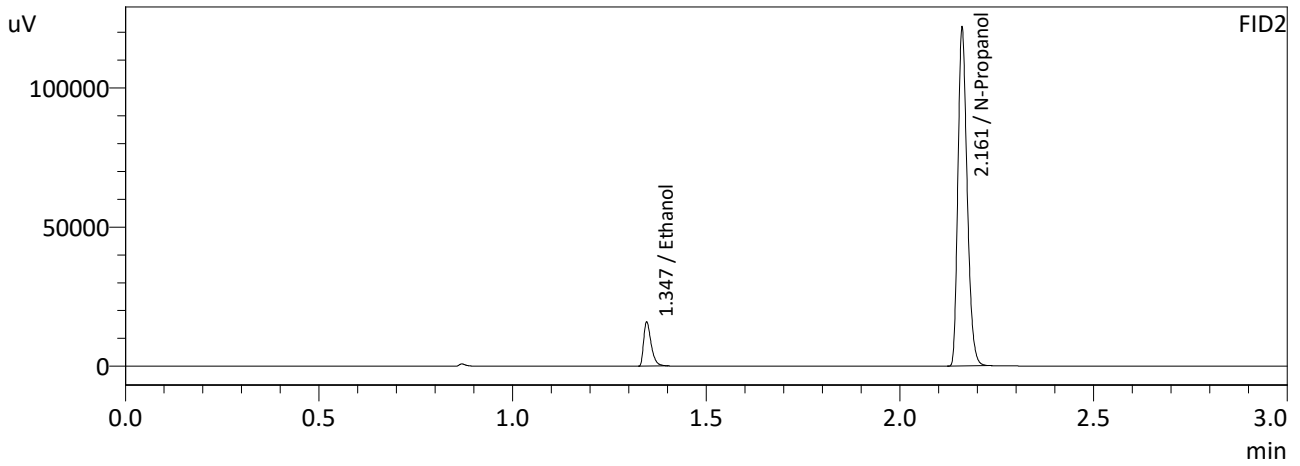
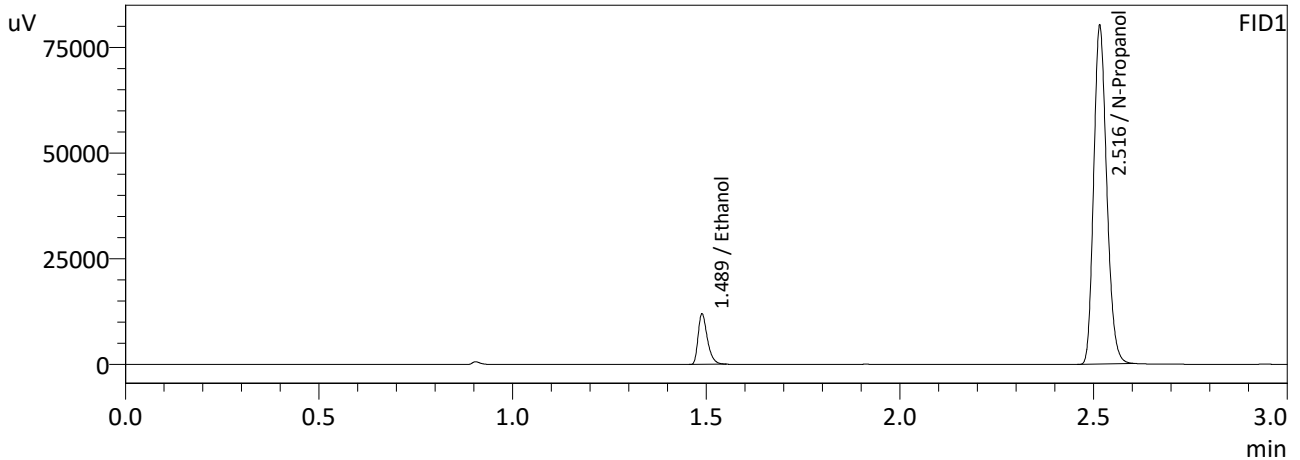


Name : Flour. Hydrocarbon(s)
Detector Name: FID2
Function : $f(x)=0*x+0$
R² value= 0
FitType: Linear
ZeroThrough: Not Through

#	Conc.	Area	Std. Conc.
---	-------	------	------------

NB

Sample Name : 0.050
 Laboratory : Meridian
 Injection Date : 10/24/2023 9:49:01 AM
 Vial # : 1
 Method Filename : Default Project - ALCOHOL_231024NB.gcm
 Instrument #GC/HS : C12255750548 / C12595800409



FID1

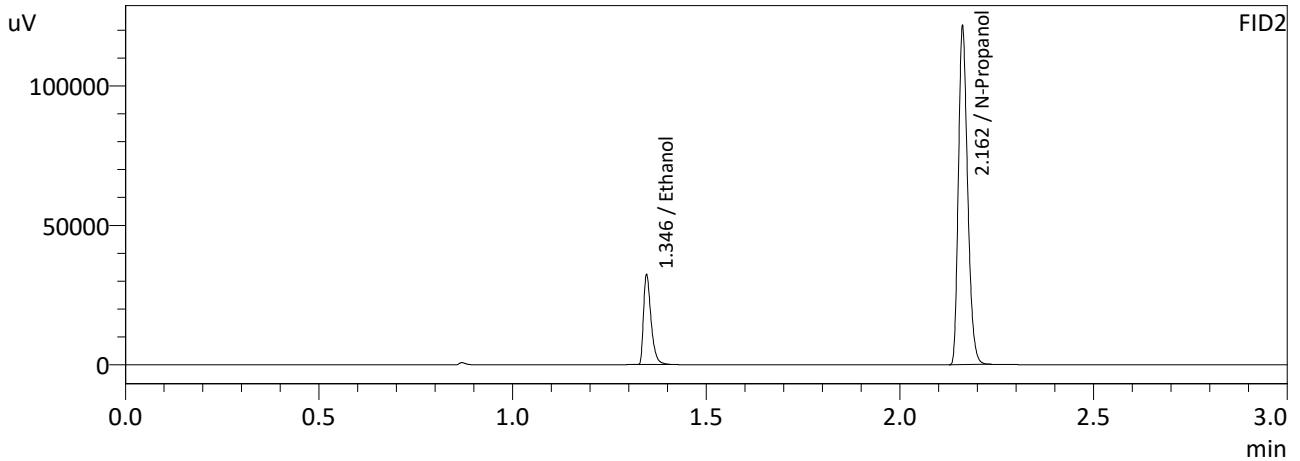
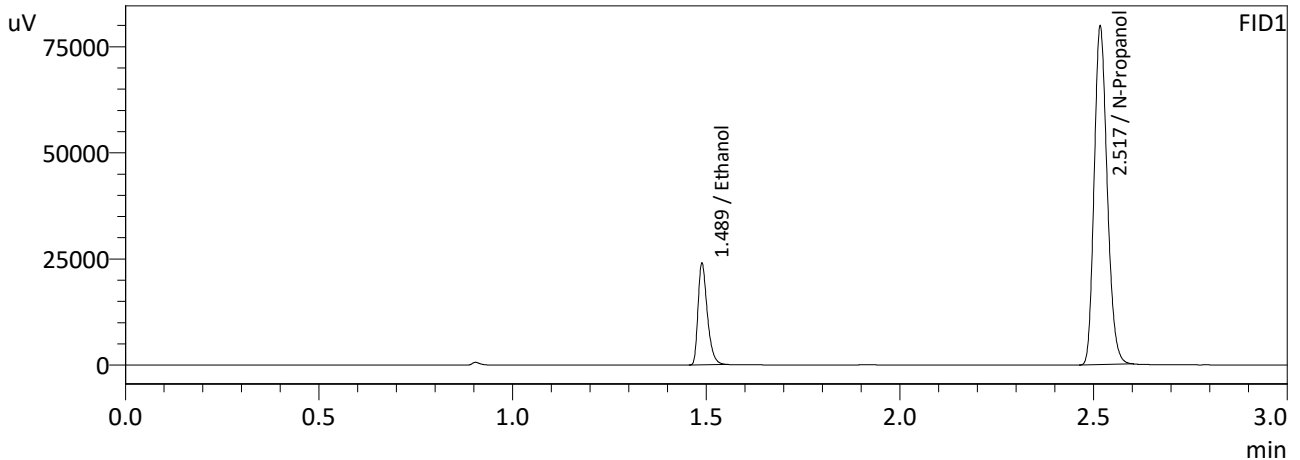
Name	Conc.	Area	Unit
Methanol	--	--	g/100cc
Ethanol	0.0530	19894	g/100cc
Isopropyl Alcohol	--	--	g/100cc
Acetone	--	--	g/100cc
N-Propanol	0.0000	187315	g/100cc
Fluor. Hydrocarbon(s)	--	--	g/100cc

FID2

Name	Conc.	Area	Unit
Methanol	--	--	g/100cc
Ethanol	0.0525	21320	g/100cc
Acetone	--	--	g/100cc
Isopropyl Alcohol	--	--	g/100cc
N-Propanol	0.0000	202251	g/100cc
Flour. Hydrocarbon(s)	--	--	g/100cc

NB

Sample Name : 0.100
 Laboratory : Meridian
 Injection Date : 10/24/2023 9:56:21 AM
 Vial # : 2
 Method Filename : Default Project - ALCOHOL_231024NB.gcm
 Instrument #GC/HS : C12255750548 / C12595800409



FID1

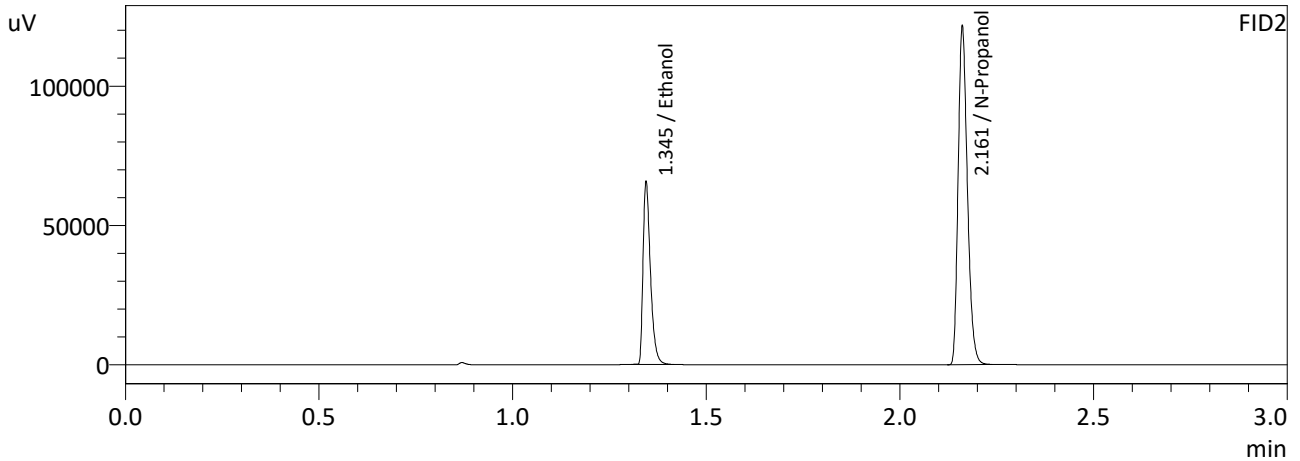
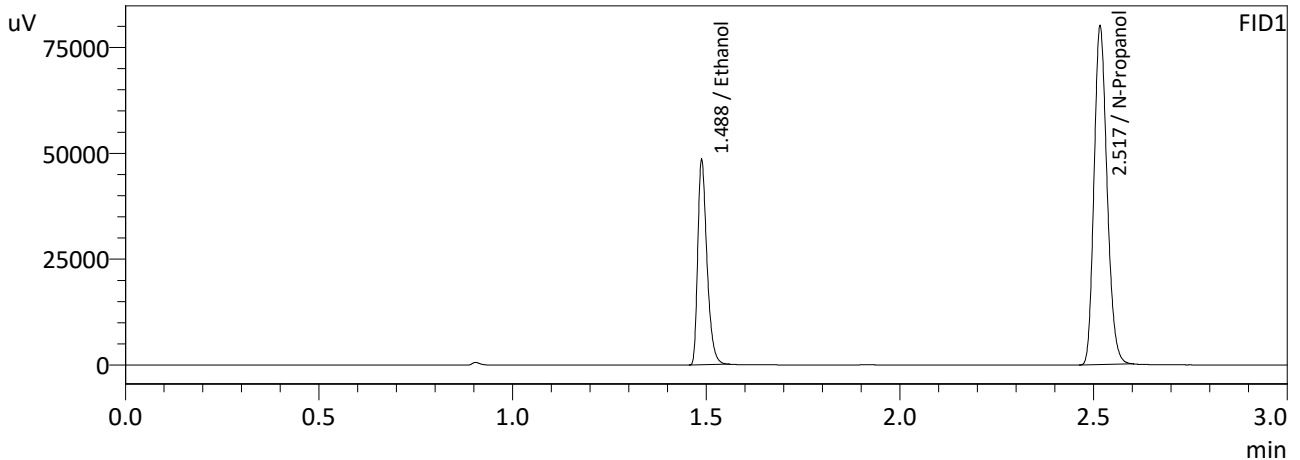
Name	Conc.	Area	Unit
Methanol	--	--	g/100cc
Ethanol	0.1009	39814	g/100cc
Isopropyl Alcohol	--	--	g/100cc
Acetone	--	--	g/100cc
N-Propanol	0.0000	186408	g/100cc
Fluor. Hydrocarbon(s)	--	--	g/100cc

FID2

Name	Conc.	Area	Unit
Methanol	--	--	g/100cc
Ethanol	0.1014	43354	g/100cc
Acetone	--	--	g/100cc
Isopropyl Alcohol	--	--	g/100cc
N-Propanol	0.0000	201382	g/100cc
Flour. Hydrocarbon(s)	--	--	g/100cc

NB

Sample Name : 0.200
 Laboratory : Meridian
 Injection Date : 10/24/2023 10:03:41 AM
 Vial # : 3
 Method Filename : Default Project - ALCOHOL_231024NB.gcm
 Instrument #GC/HS : C12255750548 / C12595800409



FID1

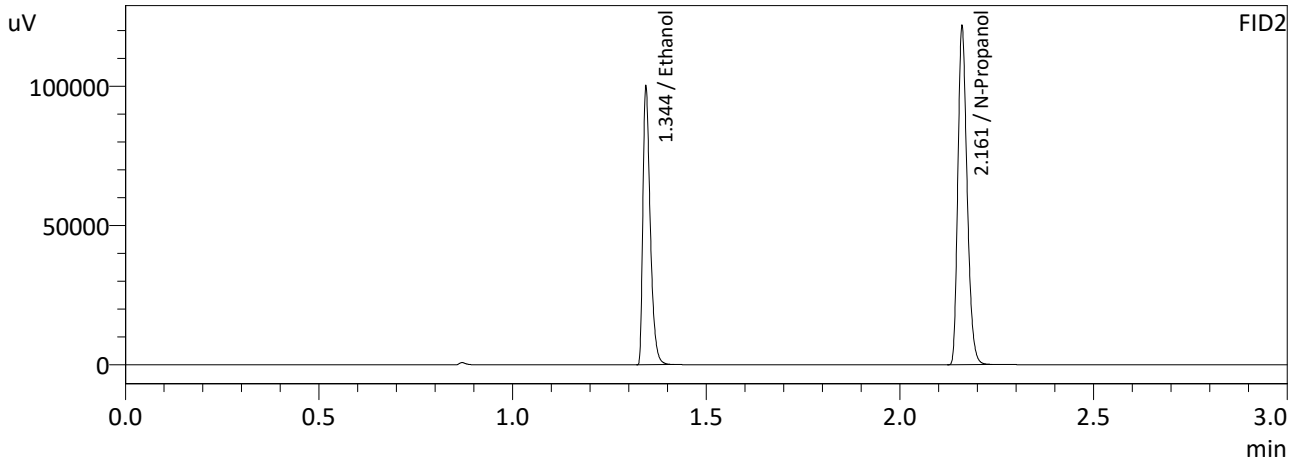
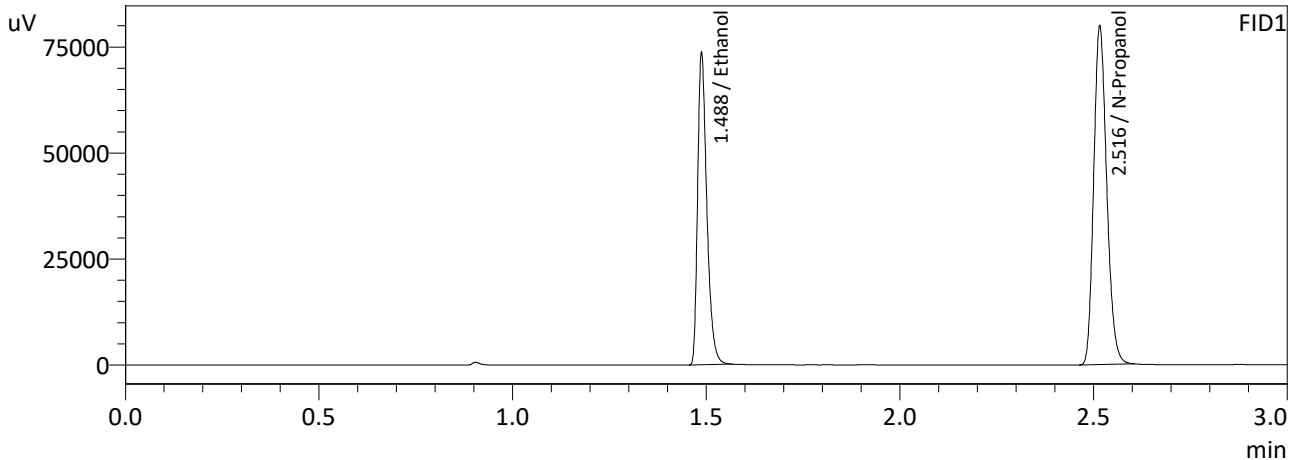
Name	Conc.	Area	Unit
Methanol	--	--	g/100cc
Ethanol	0.1967	80005	g/100cc
Isopropyl Alcohol	--	--	g/100cc
Acetone	--	--	g/100cc
N-Propanol	0.0000	186827	g/100cc
Fluor. Hydrocarbon(s)	--	--	g/100cc

FID2

Name	Conc.	Area	Unit
Methanol	--	--	g/100cc
Ethanol	0.1971	86989	g/100cc
Acetone	--	--	g/100cc
Isopropyl Alcohol	--	--	g/100cc
N-Propanol	0.0000	201922	g/100cc
Flour. Hydrocarbon(s)	--	--	g/100cc

NB

Sample Name : 0.300
 Laboratory : Meridian
 Injection Date : 10/24/2023 10:12:33 AM
 Vial # : 4
 Method Filename : Default Project - ALCOHOL_231024NB.gcm
 Instrument #GC/HS : C12255750548 / C12595800409



FID1

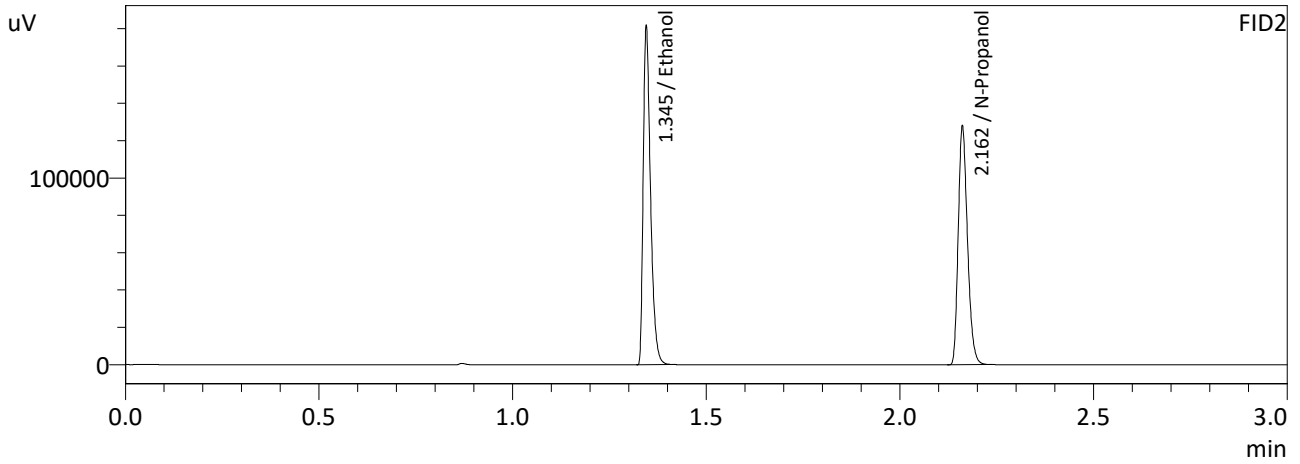
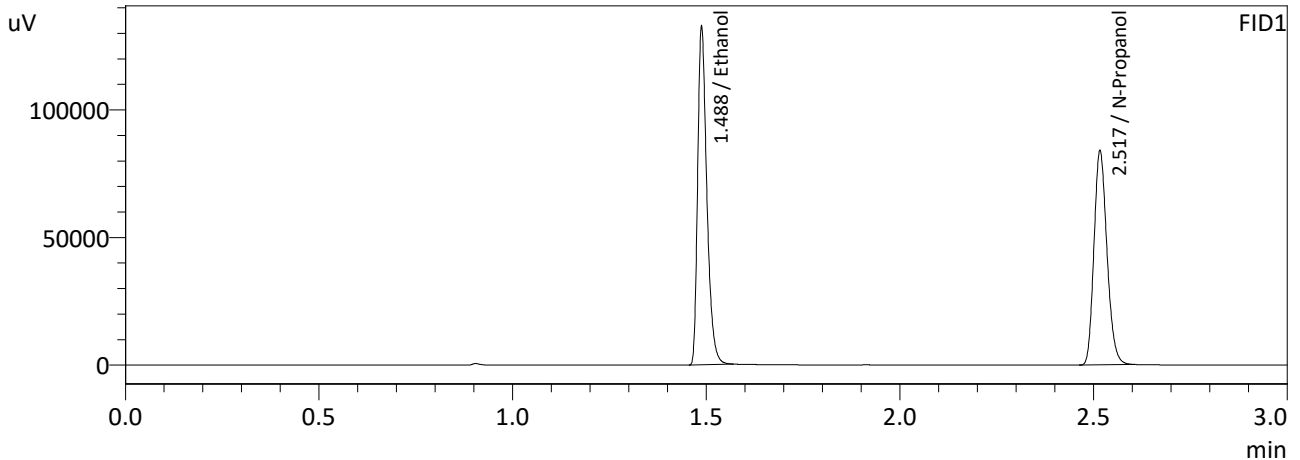
Name	Conc.	Area	Unit
Methanol	--	--	g/100cc
Ethanol	0.2959	121366	g/100cc
Isopropyl Alcohol	--	--	g/100cc
Acetone	--	--	g/100cc
N-Propanol	0.0000	186605	g/100cc
Fluor. Hydrocarbon(s)	--	--	g/100cc

FID2

Name	Conc.	Area	Unit
Methanol	--	--	g/100cc
Ethanol	0.2955	131492	g/100cc
Acetone	--	--	g/100cc
Isopropyl Alcohol	--	--	g/100cc
N-Propanol	0.0000	201641	g/100cc
Flour. Hydrocarbon(s)	--	--	g/100cc

NB

Sample Name : 0.500
 Laboratory : Meridian
 Injection Date : 10/24/2023 10:21:10 AM
 Vial # : 5
 Method Filename : Default Project - ALCOHOL_231024NB.gcm
 Instrument #GC/HS : C12255750548 / C12595800409



FID1

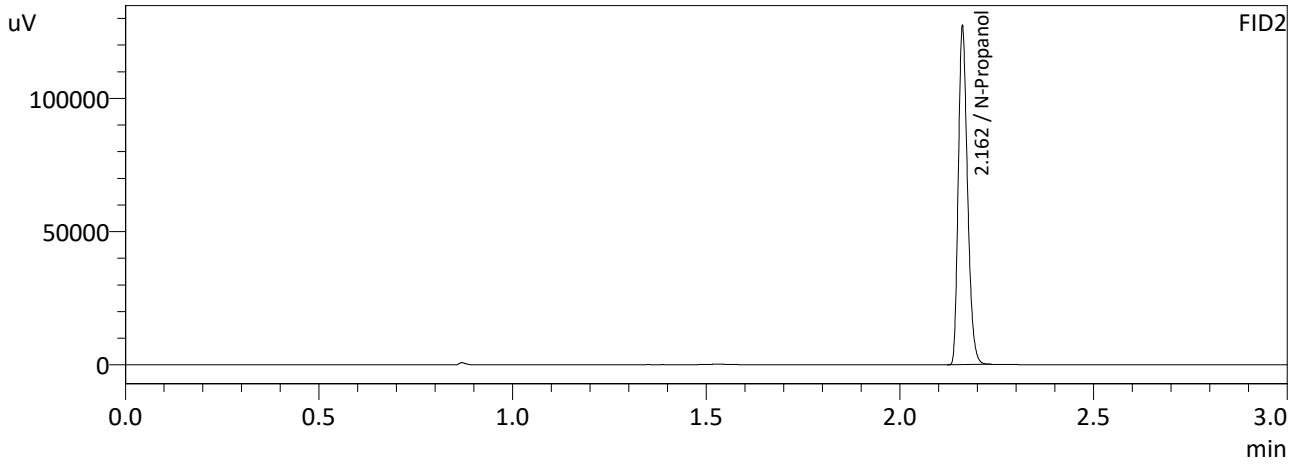
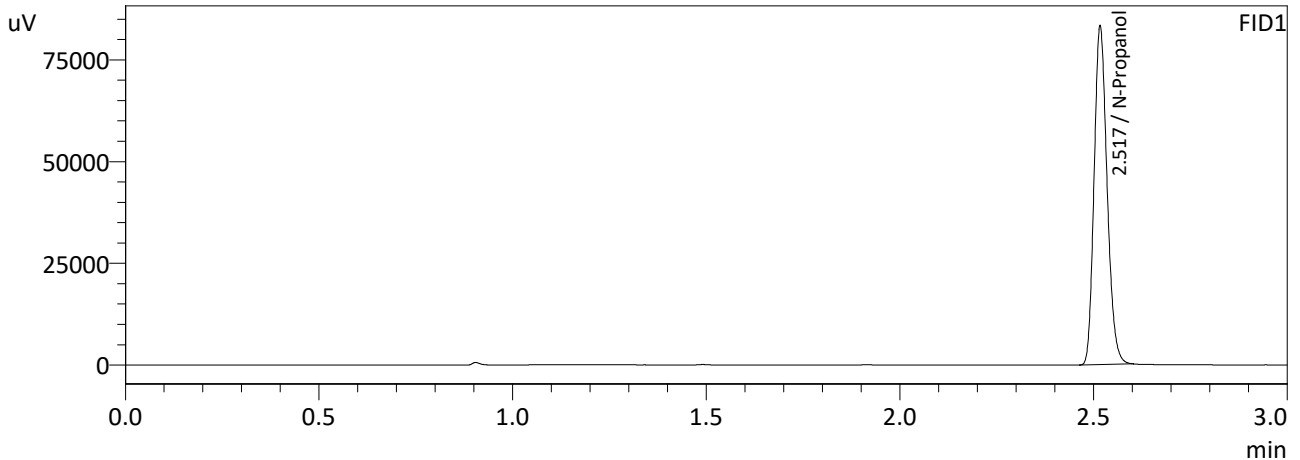
Name	Conc.	Area	Unit
Methanol	--	--	g/100cc
Ethanol	0.5032	218608	g/100cc
Isopropyl Alcohol	--	--	g/100cc
Acetone	--	--	g/100cc
N-Propanol	0.0000	196060	g/100cc
Fluor. Hydrocarbon(s)	--	--	g/100cc

FID2

Name	Conc.	Area	Unit
Methanol	--	--	g/100cc
Ethanol	0.5032	237554	g/100cc
Acetone	--	--	g/100cc
Isopropyl Alcohol	--	--	g/100cc
N-Propanol	0.0000	212202	g/100cc
Flour. Hydrocarbon(s)	--	--	g/100cc

NB

Sample Name : INT STD BLK
 Laboratory : Meridian
 Injection Date : 10/24/2023 10:28:19 AM
 Vial # : 6
 Method Filename : Default Project - ALCOHOL_231024NB.gcm
 Instrument #GC/HS : C12255750548 / C12595800409



FID1

Name	Conc.	Area	Unit
Methanol	--	--	g/100cc
Ethanol	--	--	g/100cc
Isopropyl Alcohol	--	--	g/100cc
Acetone	--	--	g/100cc
N-Propanol	0.0000	194205	g/100cc
Fluor. Hydrocarbon(s)	--	--	g/100cc

FID2

Name	Conc.	Area	Unit
Methanol	--	--	g/100cc
Ethanol	--	--	g/100cc
Acetone	--	--	g/100cc
Isopropyl Alcohol	--	--	g/100cc
N-Propanol	0.0000	210442	g/100cc
Flour. Hydrocarbon(s)	--	--	g/100cc

NB

Meridian Blood Alcohol Analysis Batch Table

Shimadzu GC-2030 Serial #C12255750548
Shimadzu HS-20 Serial #C12595800409
Lab Solutions Database Software Ver. 6.111
Copyright (C) 2008-2020 Shimadzu Corporation

Vial#	Sample Name	Sample Type	Level#	Method File
1	0.050	1:Standard:(I)	1	ALCOHOL 231024NB.gcm
2	0.100	1:Standard	2	ALCOHOL 231024NB.gcm
3	0.200	1:Standard	3	ALCOHOL 231024NB.gcm
4	0.300	1:Standard	4	ALCOHOL 231024NB.gcm
5	0.500	1:Standard	5	ALCOHOL 231024NB.gcm
6	INT STD BLK	0:Unknown	0	ALCOHOL 231024NB.gcm

VOLATILES DETERMINATION CASEFILE WORKSHEET

VOLATILES DETERMINATION CASEFILE WORKSHEET

Laboratory No: 0.08 QA			Analysis Date(s): 10/24/2023 12:24:53 PM(-06:00)			
	Column 1 FID A	Column 2 FID B	Column Precision	Mean Value	Sample A-B Difference	Over-all Mean
Sample Results	0.0820	0.0812	0.0008	0.0816	0.0007	0.0812
(g/100cc)	0.0813	0.0806	0.0007	0.0809		

Analysis Method

Refer to Blood Alcohol Method #1

Instrument Information

Instrument information is stored centrally.

Refer To Instrument Method: ALCOHOL_231024NB.gcm

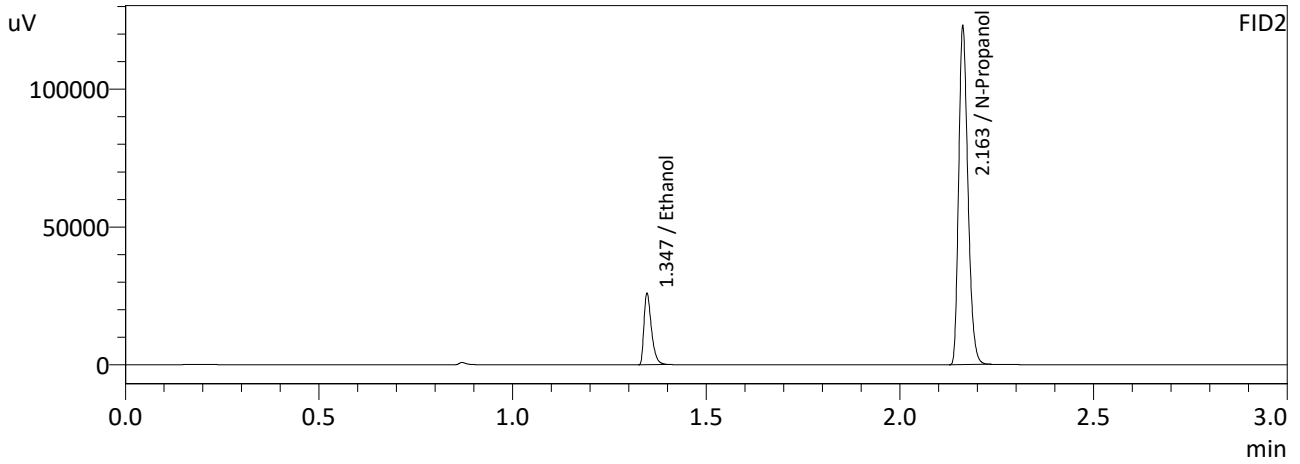
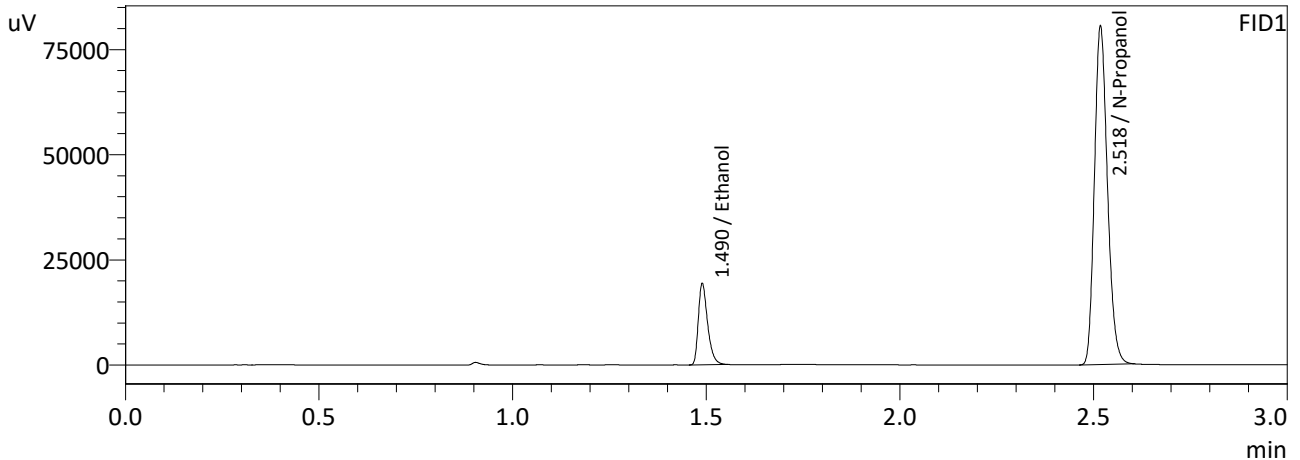
Reporting of Results	Uncertainty of Measurements (UM%): 5.00%		
Overall Mean (g/100cc)	Low	High	5 % of Mean
0.081	0.076	0.086	0.005

Reported Results	
0.081	

Calibration and control data are stored centrally.

NB

Sample Name : 0.08 QA
 Laboratory : Meridian
 Injection Date : 10/24/2023 12:24:53 PM
 Vial # : 5
 Method Filename : Default Project - ALCOHOL_231024NB.gcm
 Instrument #GC/HS : C12255750548 / C12595800409



FID1

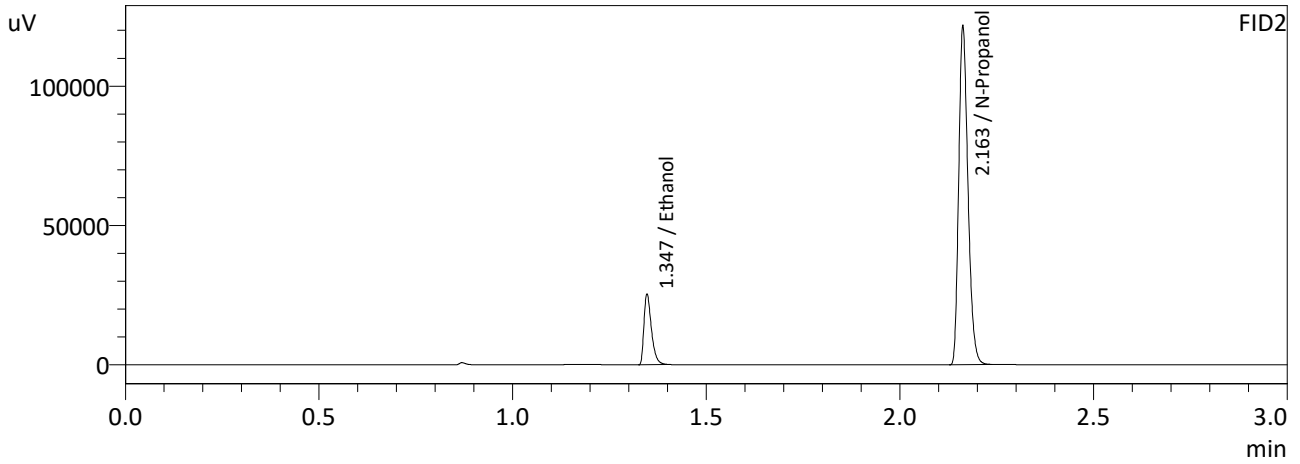
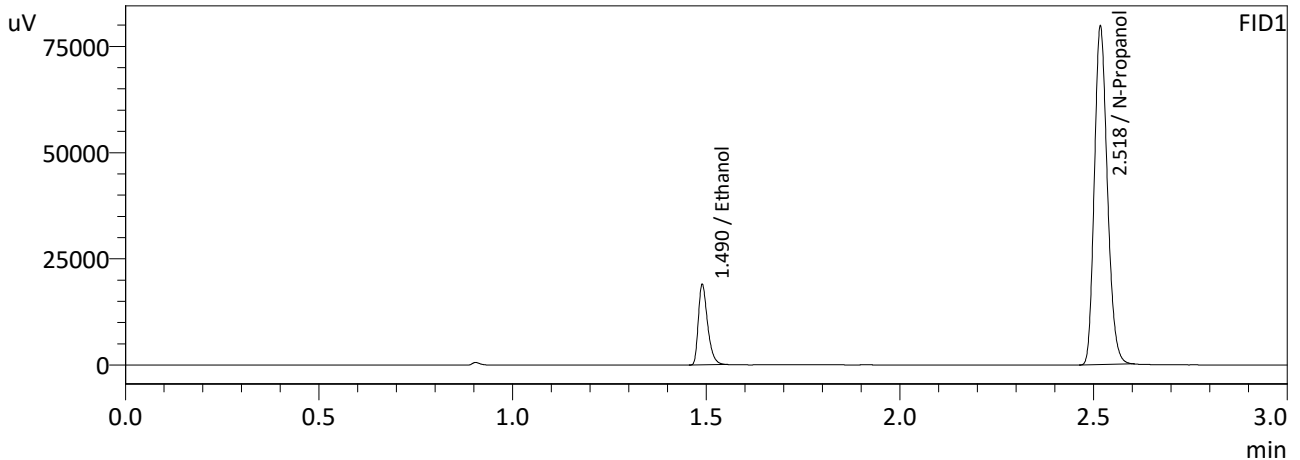
Name	Conc.	Area	Unit
Methanol	--	--	g/100cc
Ethanol	0.0820	32174	g/100cc
Isopropyl Alcohol	--	--	g/100cc
Acetone	--	--	g/100cc
N-Propanol	0.0000	188125	g/100cc
Fluor. Hydrocarbon(s)	--	--	g/100cc

FID2

Name	Conc.	Area	Unit
Methanol	--	--	g/100cc
Ethanol	0.0812	34634	g/100cc
Acetone	--	--	g/100cc
Isopropyl Alcohol	--	--	g/100cc
N-Propanol	0.0000	203936	g/100cc
Flour. Hydrocarbon(s)	--	--	g/100cc

NB

Sample Name : 0.08 QA-B
 Laboratory : Meridian
 Injection Date : 10/24/2023 12:32:22 PM
 Vial # : 6
 Method Filename : Default Project - ALCOHOL_231024NB.gcm
 Instrument #GC/HS : C12255750548 / C12595800409



FID1

Name	Conc.	Area	Unit
Methanol	--	--	g/100cc
Ethanol	0.0813	31515	g/100cc
Isopropyl Alcohol	--	--	g/100cc
Acetone	--	--	g/100cc
N-Propanol	0.0000	185843	g/100cc
Fluor. Hydrocarbon(s)	--	--	g/100cc

FID2

Name	Conc.	Area	Unit
Methanol	--	--	g/100cc
Ethanol	0.0806	33967	g/100cc
Acetone	--	--	g/100cc
Isopropyl Alcohol	--	--	g/100cc
N-Propanol	0.0000	201500	g/100cc
Flour. Hydrocarbon(s)	--	--	g/100cc

NB

VOLATILES DETERMINATION CASEFILE WORKSHEET

VOLATILES DETERMINATION CASEFILE WORKSHEET

Laboratory No: QC-1-1

Analysis Date(s): 10/24/2023 12:07:32 PM(-06:00)

	Column 1 FID A	Column 2 FID B	Column Precision	Mean Value	Sample A-B Difference	Over-all Mean
Sample Results	0.0788	0.0781	0.0007	0.0784	0.0019	0.0793
(g/100cc)	0.0806	0.0800	0.0006	0.0803		

Analysis Method

Refer to Blood Alcohol Method #1

Instrument Information

Instrument information is stored centrally.

Refer To Instrument Method: ALCOHOL_231024NB.gcm

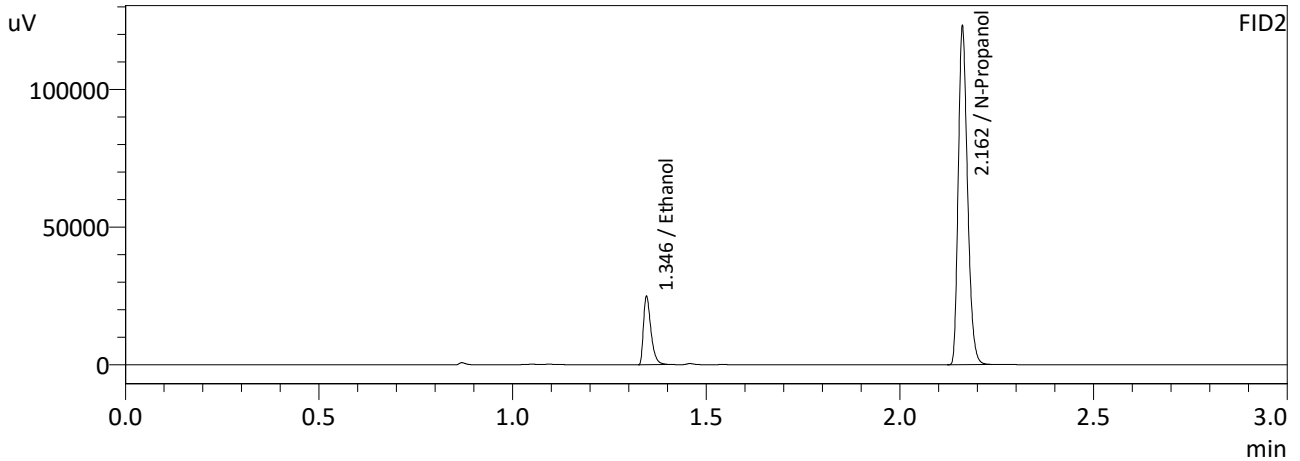
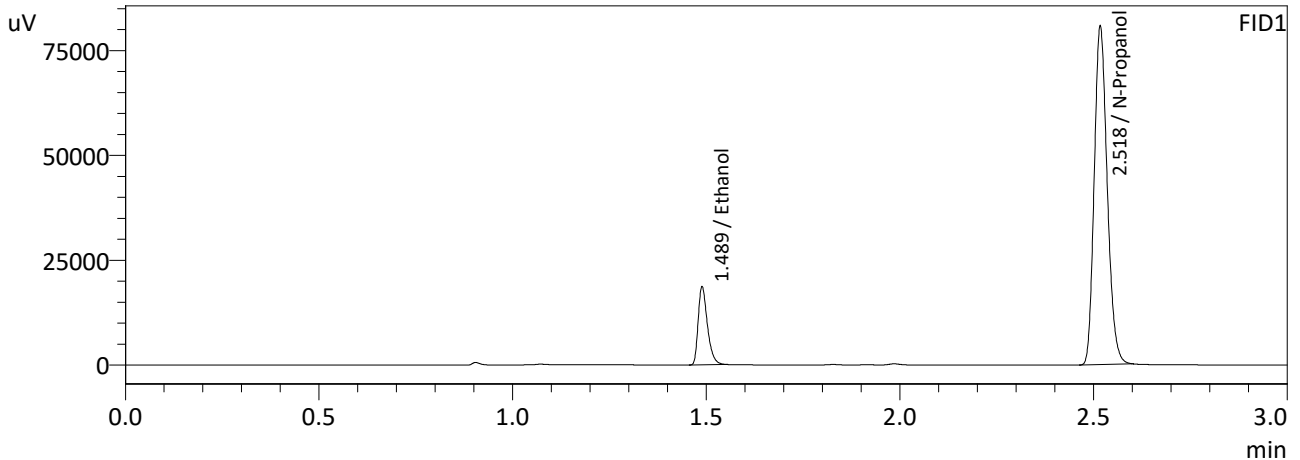
Reporting of Results	Uncertainty of Measurements (UM%): 5.00%		
Overall Mean (g/100cc)	Low	High	5 % of Mean
0.079	0.075	0.083	0.004

Reported Results	
0.079	

Calibration and control data are stored centrally.

NB

Sample Name : QC-1-1
 Laboratory : Meridian
 Injection Date : 10/24/2023 12:07:32 PM
 Vial # : 3
 Method Filename : Default Project - ALCOHOL_231024NB.gcm
 Instrument #GC/HS : C12255750548 / C12595800409



FID1

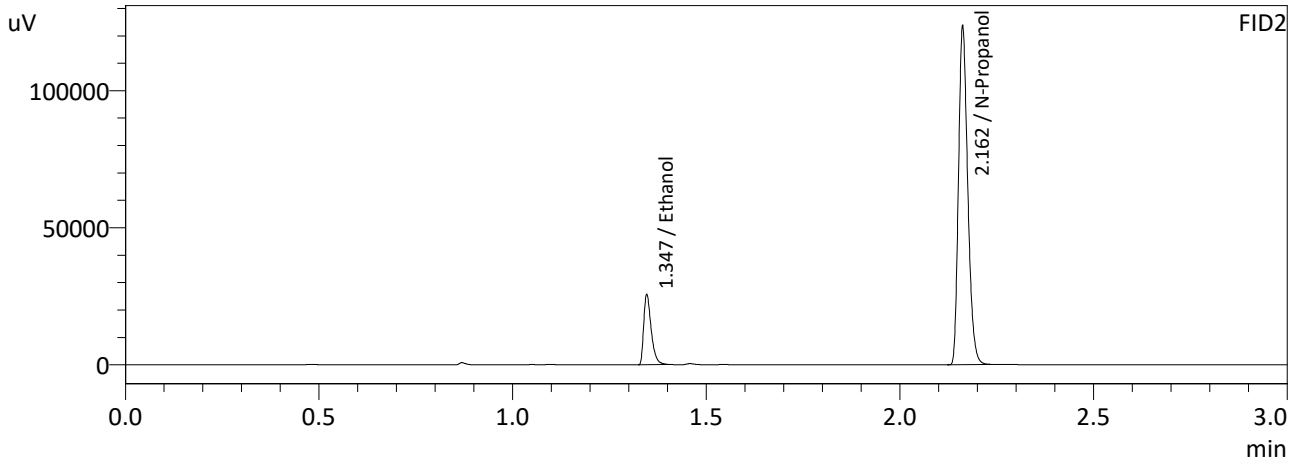
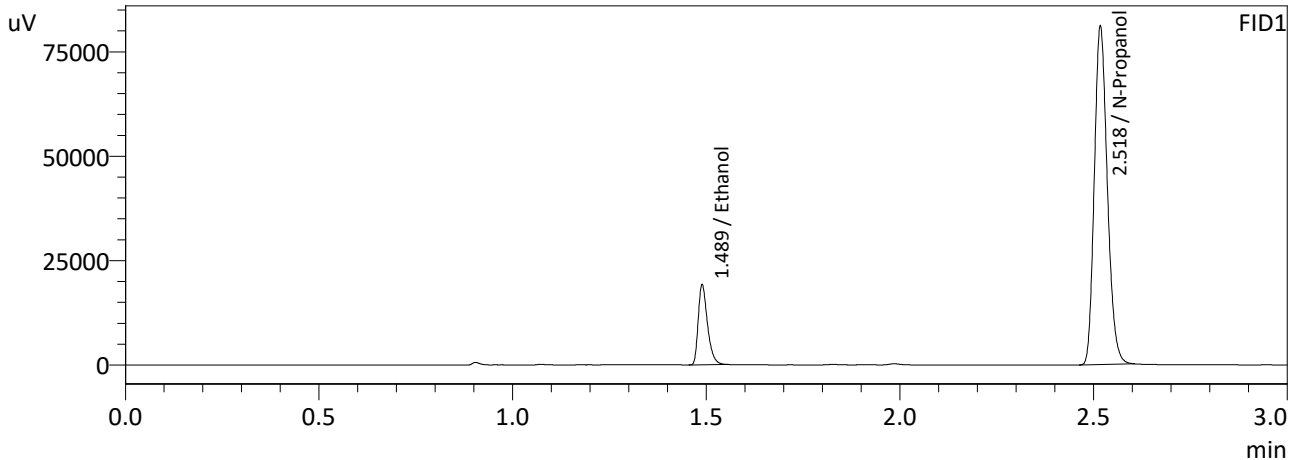
Name	Conc.	Area	Unit
Methanol	--	--	g/100cc
Ethanol	0.0788	30930	g/100cc
Isopropyl Alcohol	--	--	g/100cc
Acetone	--	--	g/100cc
N-Propanol	0.0000	188619	g/100cc
Fluor. Hydrocarbon(s)	--	--	g/100cc

FID2

Name	Conc.	Area	Unit
Methanol	--	--	g/100cc
Ethanol	0.0781	33246	g/100cc
Acetone	--	--	g/100cc
Isopropyl Alcohol	--	--	g/100cc
N-Propanol	0.0000	204143	g/100cc
Flour. Hydrocarbon(s)	--	--	g/100cc

NB

Sample Name : QC-1-1-B
 Laboratory : Meridian
 Injection Date : 10/24/2023 12:16:25 PM
 Vial # : 4
 Method Filename : Default Project - ALCOHOL_231024NB.gcm
 Instrument #GC/HS : C12255750548 / C12595800409



FID1

Name	Conc.	Area	Unit
Methanol	--	--	g/100cc
Ethanol	0.0806	31837	g/100cc
Isopropyl Alcohol	--	--	g/100cc
Acetone	--	--	g/100cc
N-Propanol	0.0000	189439	g/100cc
Fluor. Hydrocarbon(s)	--	--	g/100cc

FID2

Name	Conc.	Area	Unit
Methanol	--	--	g/100cc
Ethanol	0.0800	34287	g/100cc
Acetone	--	--	g/100cc
Isopropyl Alcohol	--	--	g/100cc
N-Propanol	0.0000	205108	g/100cc
Flour. Hydrocarbon(s)	--	--	g/100cc

NB

VOLATILES DETERMINATION CASEFILE WORKSHEET

VOLATILES DETERMINATION CASEFILE WORKSHEET

Laboratory No: QC-1-2			Analysis Date(s): 10/24/2023 5:52:09 PM(-06:00)			
	Column 1 FID A	Column 2 FID B	Column Precision	Mean Value	Sample A-B Difference	Over-all Mean
Sample Results	0.0834	0.0830	0.0004	0.0832	0.0001	0.0831
(g/100cc)	0.0833	0.0830	0.0003	0.0831		

Analysis Method

Refer to Blood Alcohol Method #1

Instrument Information

Instrument information is stored centrally.

Refer To Instrument Method: ALCOHOL_231024NB.gcm

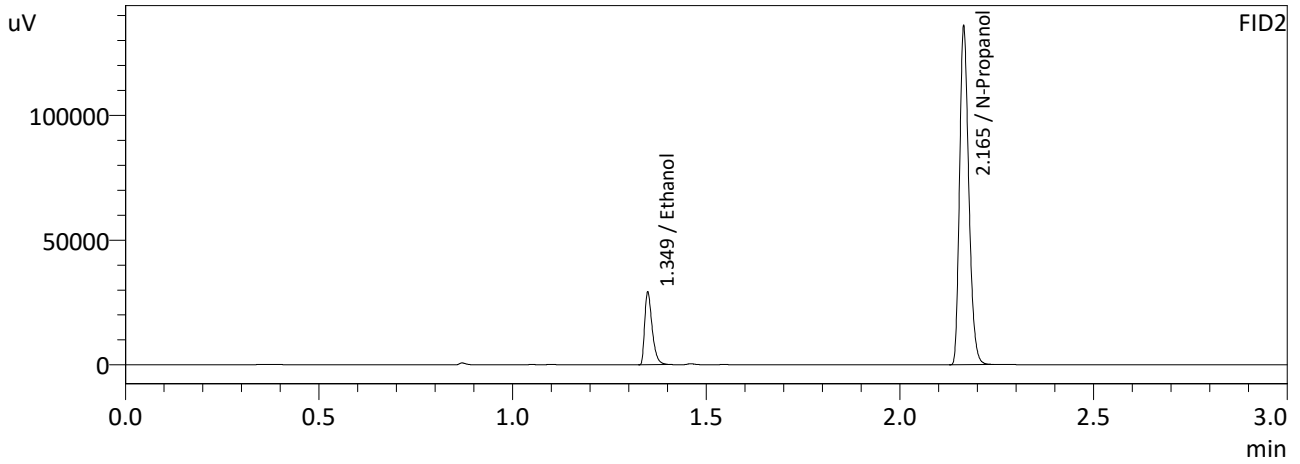
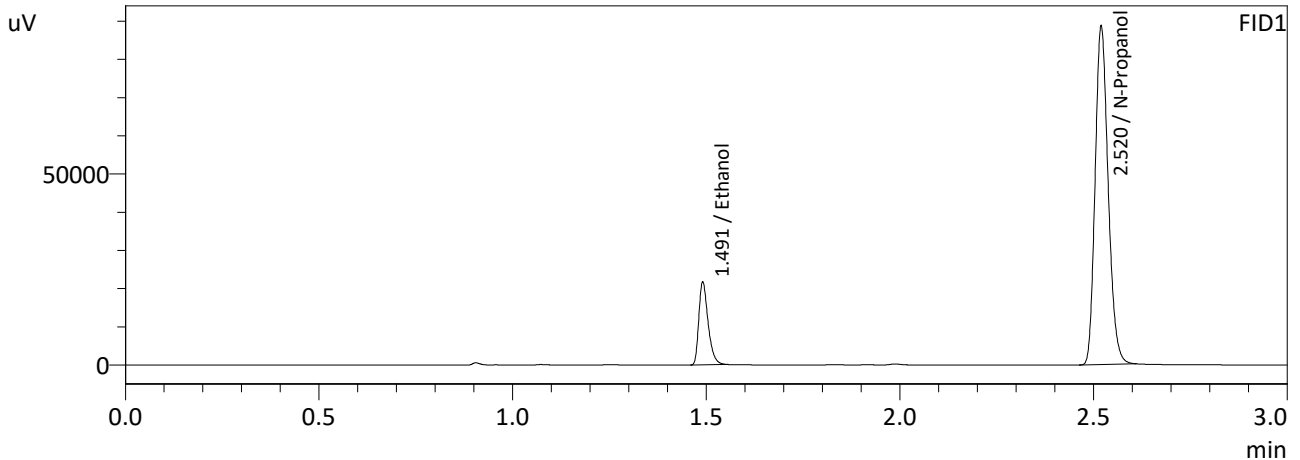
Reporting of Results	Uncertainty of Measurements (UM%): 5.00%		
Overall Mean (g/100cc)	Low	High	5 % of Mean
0.083	0.078	0.088	0.005

Reported Results	
0.083	

Calibration and control data are stored centrally.

NB

Sample Name : QC-1-2
 Laboratory : Meridian
 Injection Date : 10/24/2023 5:52:09 PM
 Vial # : 45
 Method Filename : Default Project - ALCOHOL_231024NB.gcm
 Instrument #GC/HS : C12255750548 / C12595800409



FID1

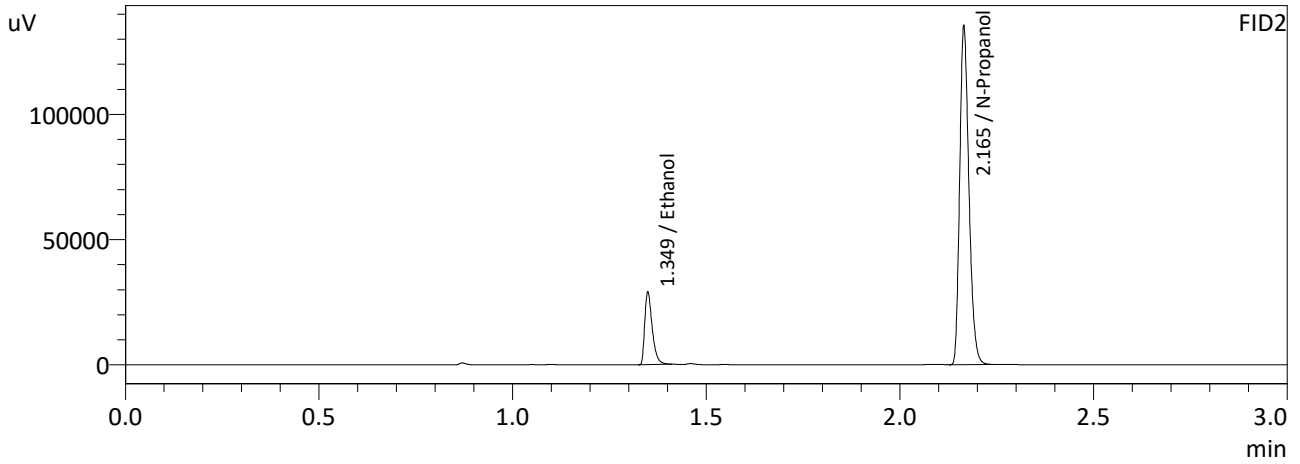
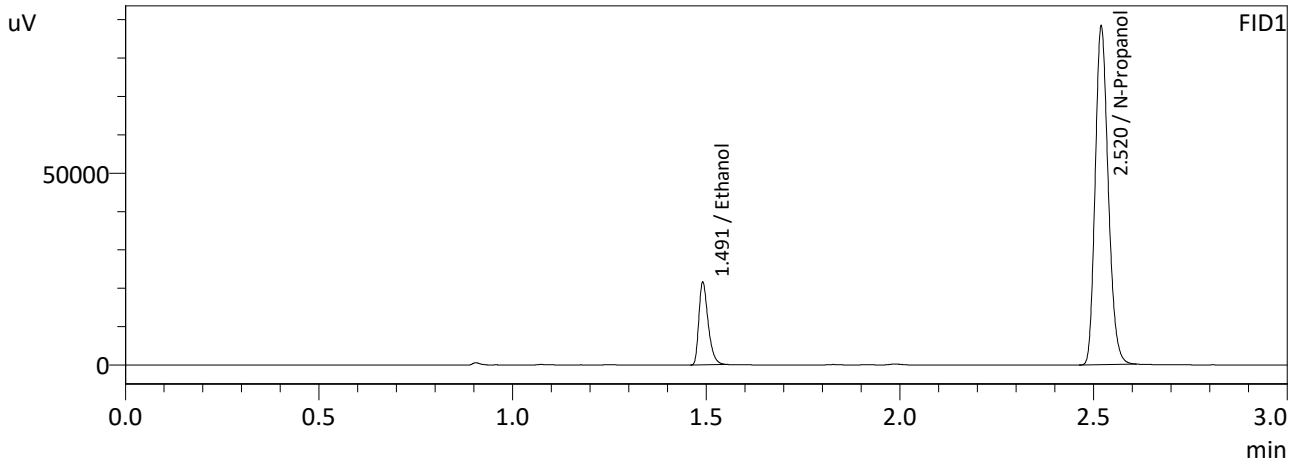
Name	Conc.	Area	Unit
Methanol	--	--	g/100cc
Ethanol	0.0834	36107	g/100cc
Isopropyl Alcohol	--	--	g/100cc
Acetone	--	--	g/100cc
N-Propanol	0.0000	207293	g/100cc
Fluor. Hydrocarbon(s)	--	--	g/100cc

FID2

Name	Conc.	Area	Unit
Methanol	--	--	g/100cc
Ethanol	0.0830	39137	g/100cc
Acetone	--	--	g/100cc
Isopropyl Alcohol	--	--	g/100cc
N-Propanol	0.0000	225008	g/100cc
Flour. Hydrocarbon(s)	--	--	g/100cc

NB

Sample Name : QC-1-2-B
 Laboratory : Meridian
 Injection Date : 10/24/2023 5:59:25 PM
 Vial # : 46
 Method Filename : Default Project - ALCOHOL_231024NB.gcm
 Instrument #GC/HS : C12255750548 / C12595800409



FID1

Name	Conc.	Area	Unit
Methanol	--	--	g/100cc
Ethanol	0.0833	35928	g/100cc
Isopropyl Alcohol	--	--	g/100cc
Acetone	--	--	g/100cc
N-Propanol	0.0000	206341	g/100cc
Fluor. Hydrocarbon(s)	--	--	g/100cc

FID2

Name	Conc.	Area	Unit
Methanol	--	--	g/100cc
Ethanol	0.0830	38956	g/100cc
Acetone	--	--	g/100cc
Isopropyl Alcohol	--	--	g/100cc
N-Propanol	0.0000	224009	g/100cc
Flour. Hydrocarbon(s)	--	--	g/100cc

NB

VOLATILES DETERMINATION CASEFILE WORKSHEET

VOLATILES DETERMINATION CASEFILE WORKSHEET

Laboratory No: QC-2-1			Analysis Date(s): 10/24/2023 3:07:44 PM(-06:00)			
	Column 1	Column 2	Column	Mean	Sample A-B	Over-all Mean
	FID A	FID B	Precision	Value	Difference	
Sample Results	0.2027	0.2021	0.0006	0.2024	0.0014	0.2031
(g/100cc)	0.2041	0.2035	0.0006	0.2038		

Analysis Method

Refer to Blood Alcohol Method #1

Instrument Information

Instrument information is stored centrally.

Refer To Instrument Method: ALCOHOL_231024NB.gcm

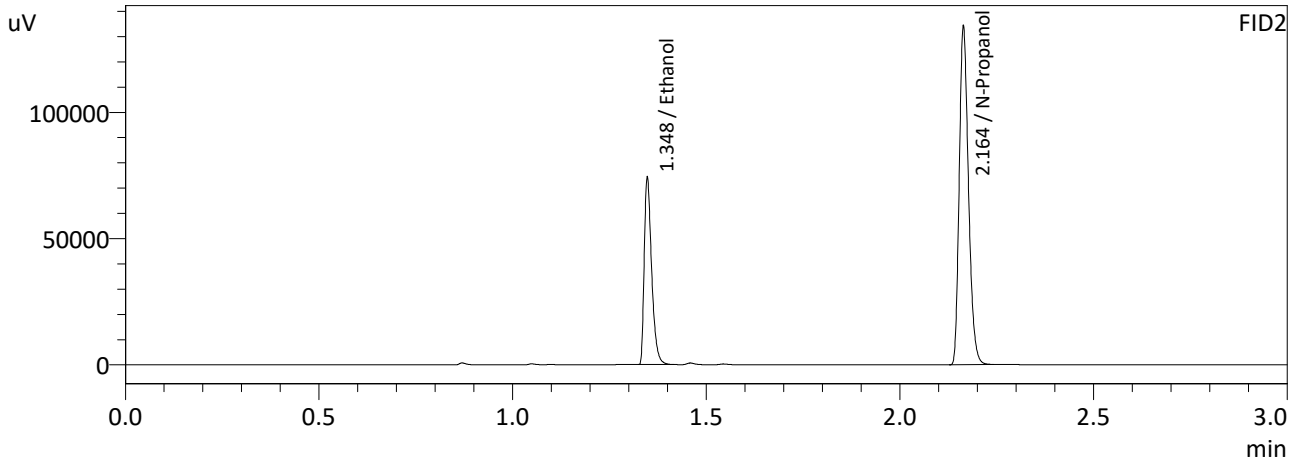
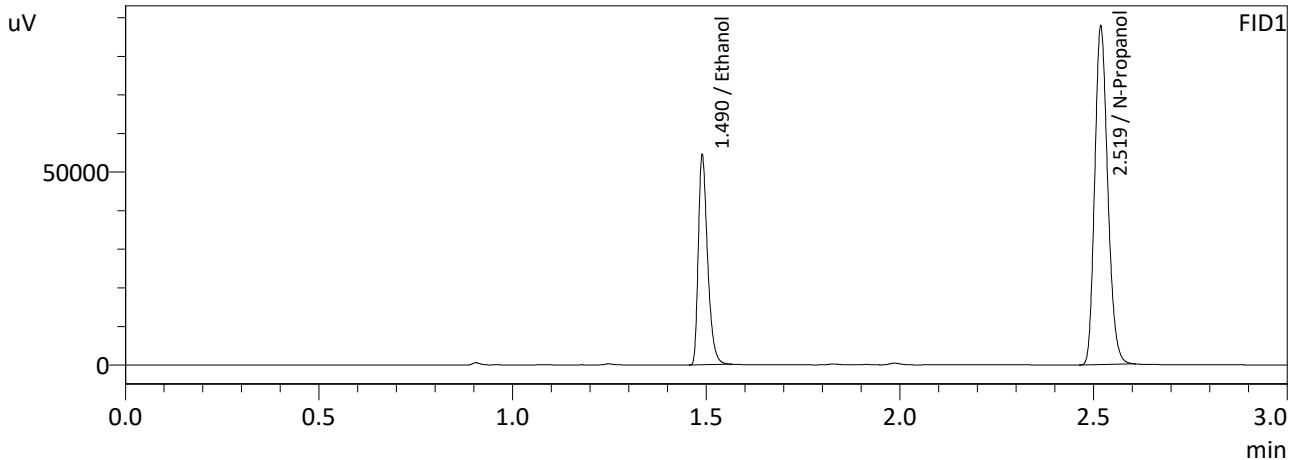
Reporting of Results	Uncertainty of Measurements (UM%): 5.00%		
Overall Mean (g/100cc)	Low	High	5 % of Mean
0.203	0.192	0.214	0.011

	Reported Results
	0.203

Calibration and control data are stored centrally.

NB

Sample Name : QC-2-1
 Laboratory : Meridian
 Injection Date : 10/24/2023 3:07:44 PM
 Vial # : 25
 Method Filename : Default Project - ALCOHOL_231024NB.gcm
 Instrument #GC/HS : C12255750548 / C12595800409



FID1

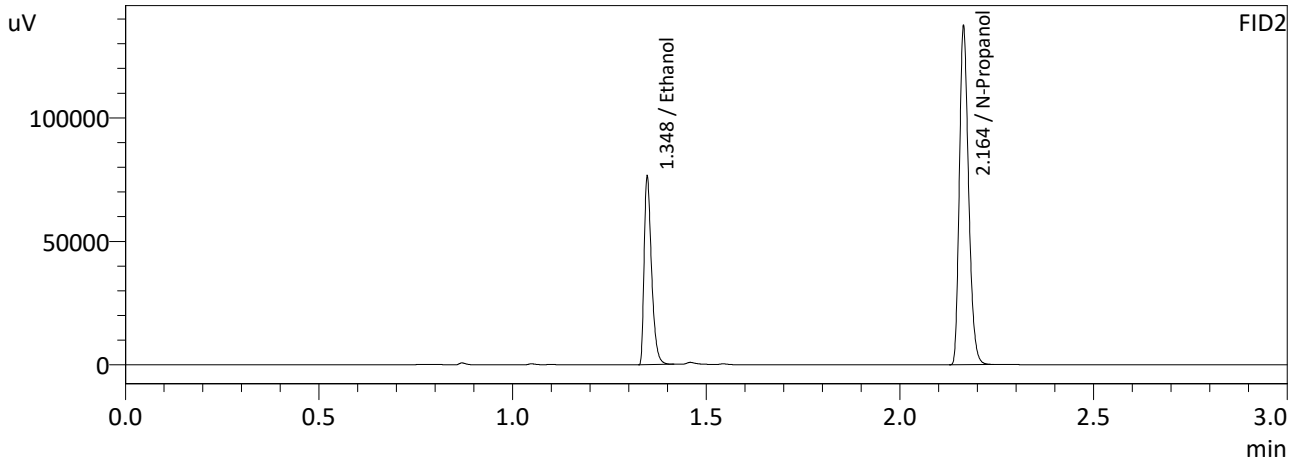
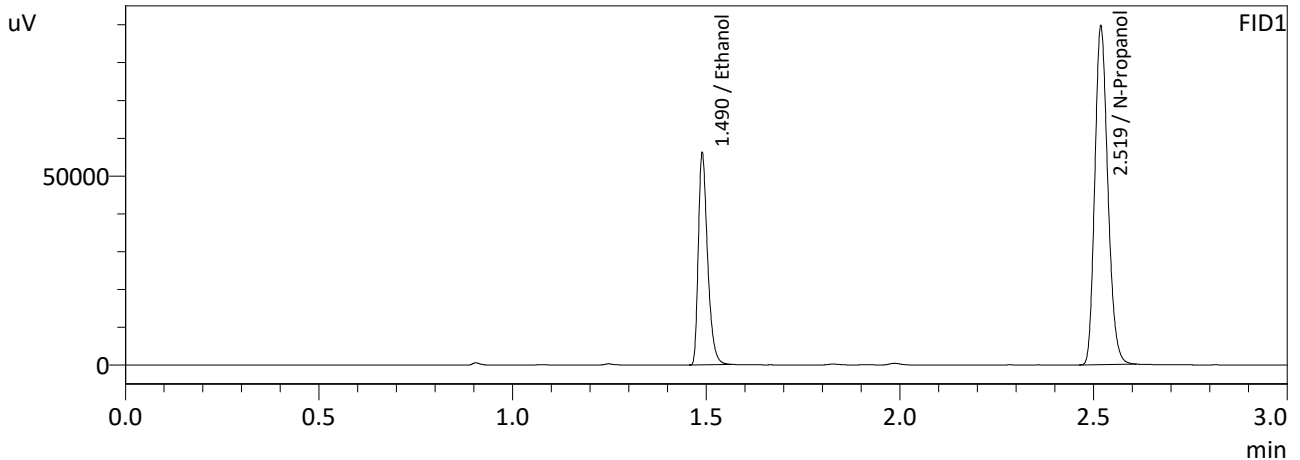
Name	Conc.	Area	Unit
Methanol	--	--	g/100cc
Ethanol	0.2027	90496	g/100cc
Isopropyl Alcohol	--	--	g/100cc
Acetone	--	--	g/100cc
N-Propanol	0.0000	204907	g/100cc
Fluor. Hydrocarbon(s)	--	--	g/100cc

FID2

Name	Conc.	Area	Unit
Methanol	--	--	g/100cc
Ethanol	0.2021	98321	g/100cc
Acetone	--	--	g/100cc
Isopropyl Alcohol	--	--	g/100cc
N-Propanol	0.0000	222434	g/100cc
Flour. Hydrocarbon(s)	--	--	g/100cc

NB

Sample Name : QC-2-1-B
 Laboratory : Meridian
 Injection Date : 10/24/2023 3:15:38 PM
 Vial # : 26
 Method Filename : Default Project - ALCOHOL_231024NB.gcm
 Instrument #GC/HS : C12255750548 / C12595800409



FID1

Name	Conc.	Area	Unit
Methanol	--	--	g/100cc
Ethanol	0.2041	93156	g/100cc
Isopropyl Alcohol	--	--	g/100cc
Acetone	--	--	g/100cc
N-Propanol	0.0000	209432	g/100cc
Fluor. Hydrocarbon(s)	--	--	g/100cc

FID2

Name	Conc.	Area	Unit
Methanol	--	--	g/100cc
Ethanol	0.2035	101188	g/100cc
Acetone	--	--	g/100cc
Isopropyl Alcohol	--	--	g/100cc
N-Propanol	0.0000	227378	g/100cc
Flour. Hydrocarbon(s)	--	--	g/100cc

NB

VOLATILES DETERMINATION CASEFILE WORKSHEET

VOLATILES DETERMINATION CASEFILE WORKSHEET

Laboratory No: QC-2-2			Analysis Date(s): 10/24/2023 6:07:52 PM(-06:00)			
	Column 1 FID A	Column 2 FID B	Column Precision	Mean Value	Sample A-B Difference	Over-all Mean
Sample Results	0.2062	0.2060	0.0002	0.2061	0.0004	0.2063
(g/100cc)	0.2067	0.2063	0.0004	0.2065		

Analysis Method

Refer to Blood Alcohol Method #1

Instrument Information

Instrument information is stored centrally.

Refer To Instrument Method: ALCOHOL_231024NB.gcm

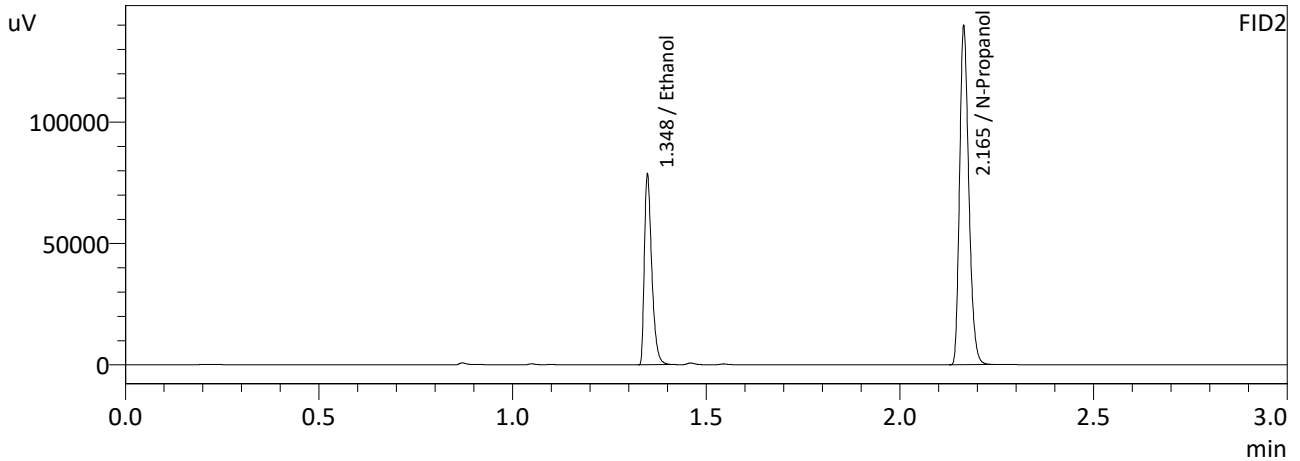
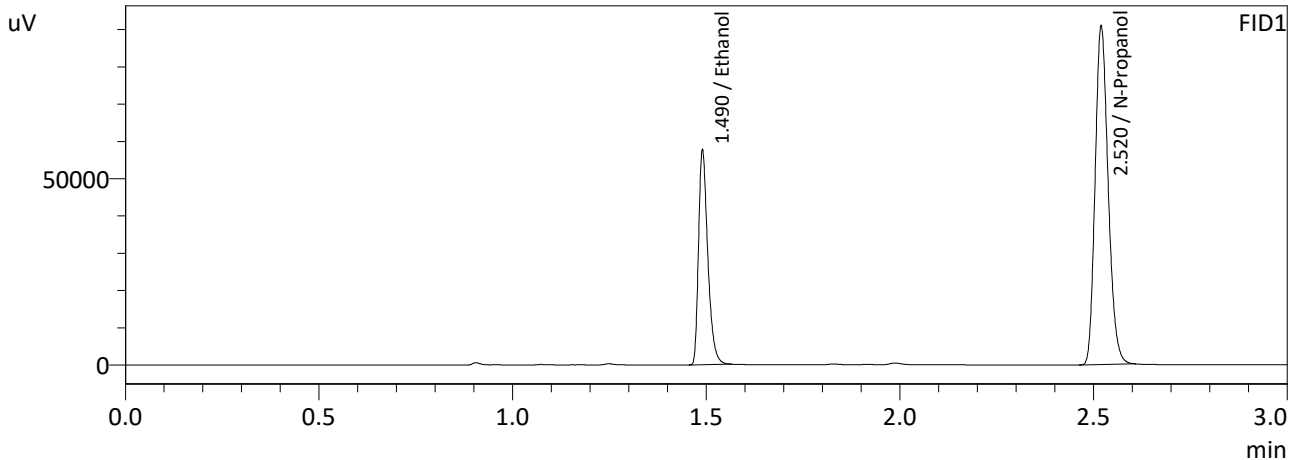
Reporting of Results	Uncertainty of Measurements (UM%): 5.00%		
Overall Mean (g/100cc)	Low	High	5 % of Mean
0.206	0.195	0.217	0.011

Reported Results	
0.206	

Calibration and control data are stored centrally.

NB

Sample Name : QC-2-2
 Laboratory : Meridian
 Injection Date : 10/24/2023 6:07:52 PM
 Vial # : 47
 Method Filename : Default Project - ALCOHOL_231024NB.gcm
 Instrument #GC/HS : C12255750548 / C12595800409



FID1

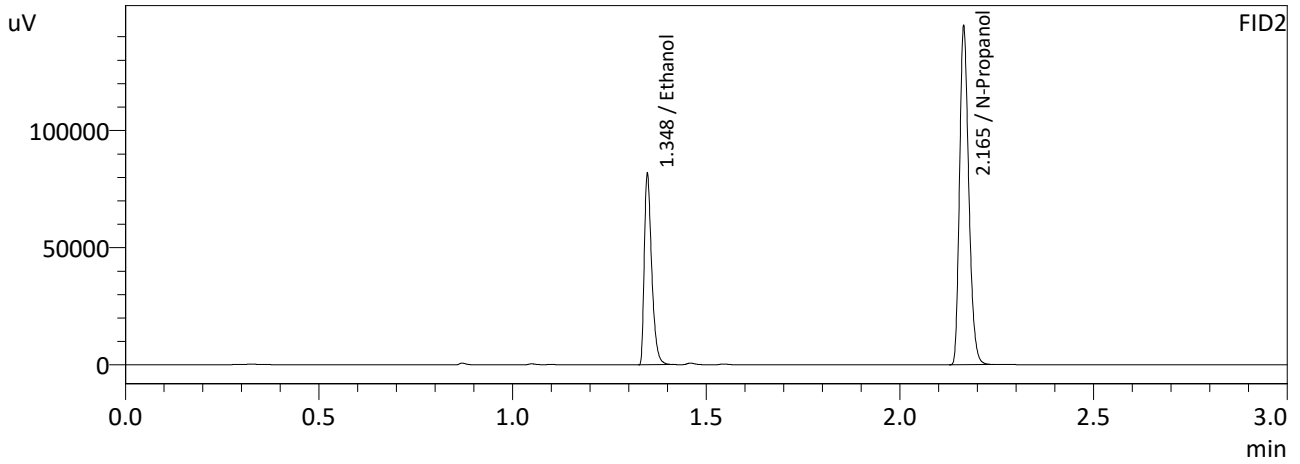
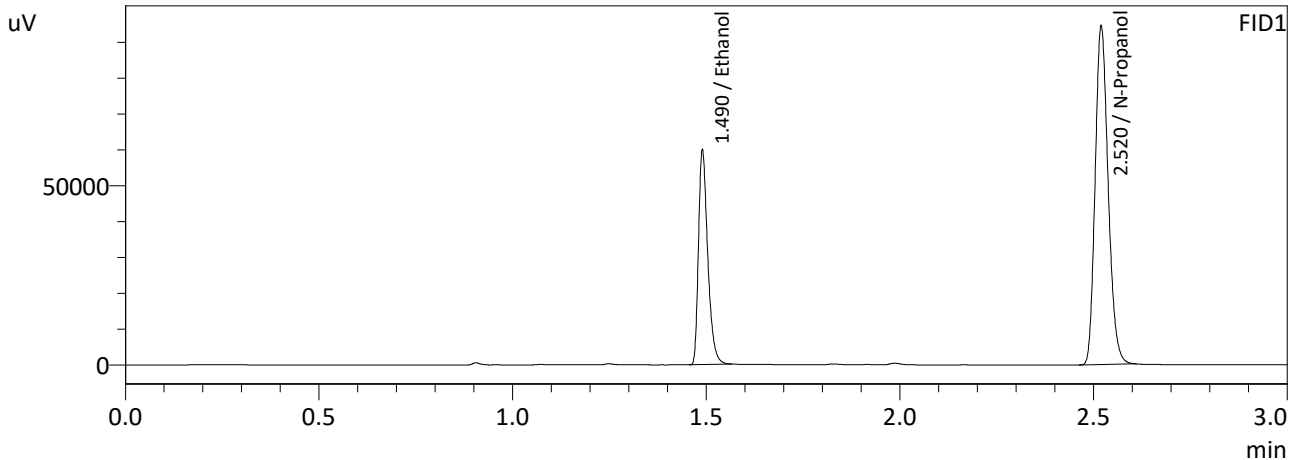
Name	Conc.	Area	Unit
Methanol	--	--	g/100cc
Ethanol	0.2062	95673	g/100cc
Isopropyl Alcohol	--	--	g/100cc
Acetone	--	--	g/100cc
N-Propanol	0.0000	212814	g/100cc
Fluor. Hydrocarbon(s)	--	--	g/100cc

FID2

Name	Conc.	Area	Unit
Methanol	--	--	g/100cc
Ethanol	0.2060	104169	g/100cc
Acetone	--	--	g/100cc
Isopropyl Alcohol	--	--	g/100cc
N-Propanol	0.0000	231137	g/100cc
Flour. Hydrocarbon(s)	--	--	g/100cc

NB

Sample Name : QC-2-2-B
 Laboratory : Meridian
 Injection Date : 10/24/2023 6:16:54 PM
 Vial # : 48
 Method Filename : Default Project - ALCOHOL_231024NB.gcm
 Instrument #GC/HS : C12255750548 / C12595800409



FID1

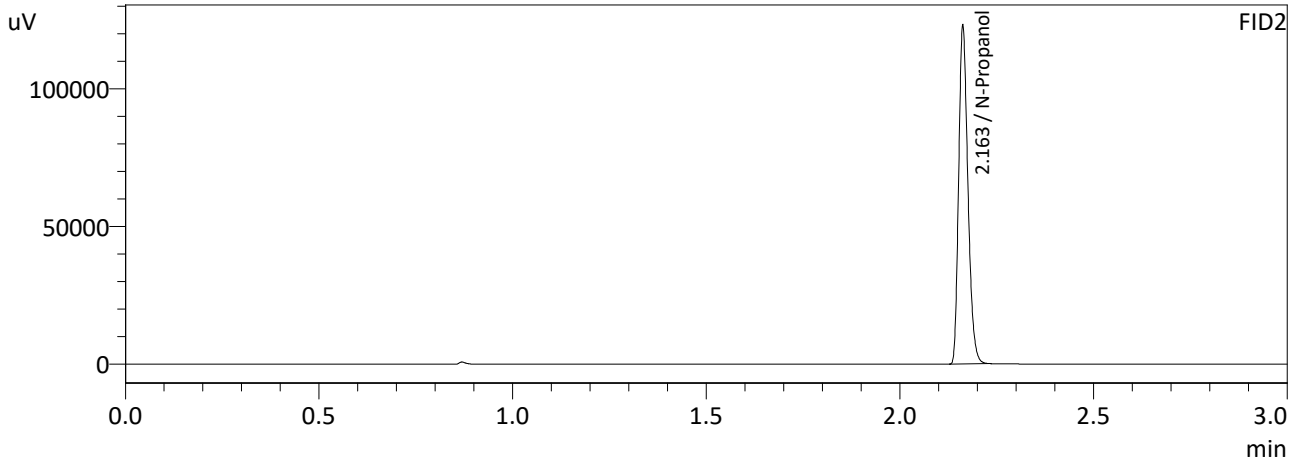
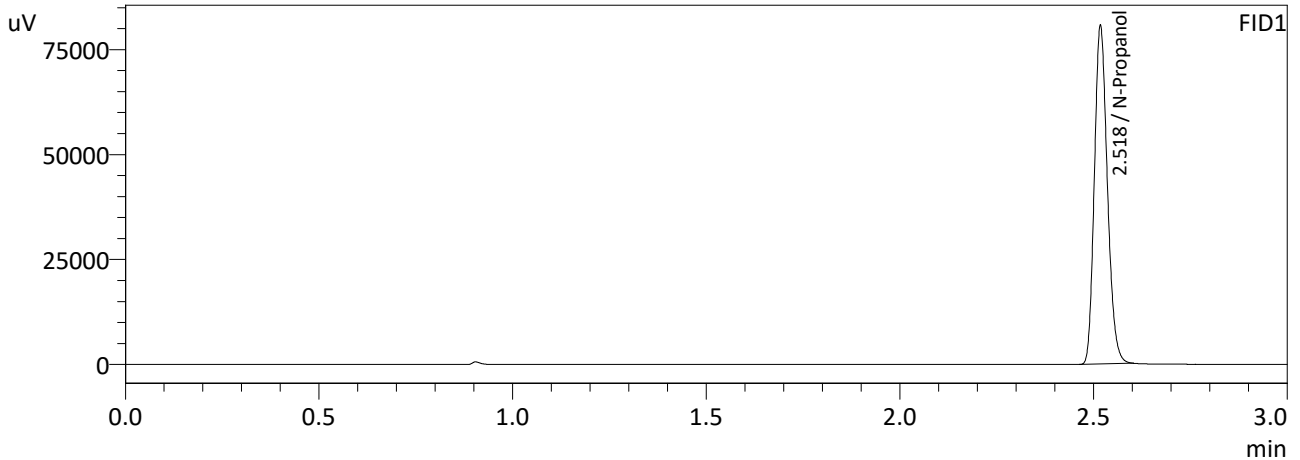
Name	Conc.	Area	Unit
Methanol	--	--	g/100cc
Ethanol	0.2067	99405	g/100cc
Isopropyl Alcohol	--	--	g/100cc
Acetone	--	--	g/100cc
N-Propanol	0.0000	220626	g/100cc
Fluor. Hydrocarbon(s)	--	--	g/100cc

FID2

Name	Conc.	Area	Unit
Methanol	--	--	g/100cc
Ethanol	0.2063	108099	g/100cc
Acetone	--	--	g/100cc
Isopropyl Alcohol	--	--	g/100cc
N-Propanol	0.0000	239519	g/100cc
Flour. Hydrocarbon(s)	--	--	g/100cc

NB

Sample Name : ISTD BLK 1
 Laboratory : Meridian
 Injection Date : 10/24/2023 11:52:43 AM
 Vial # : 1
 Method Filename : Default Project - ALCOHOL_231024NB.gcm
 Instrument #GC/HS : C12255750548 / C12595800409



FID1

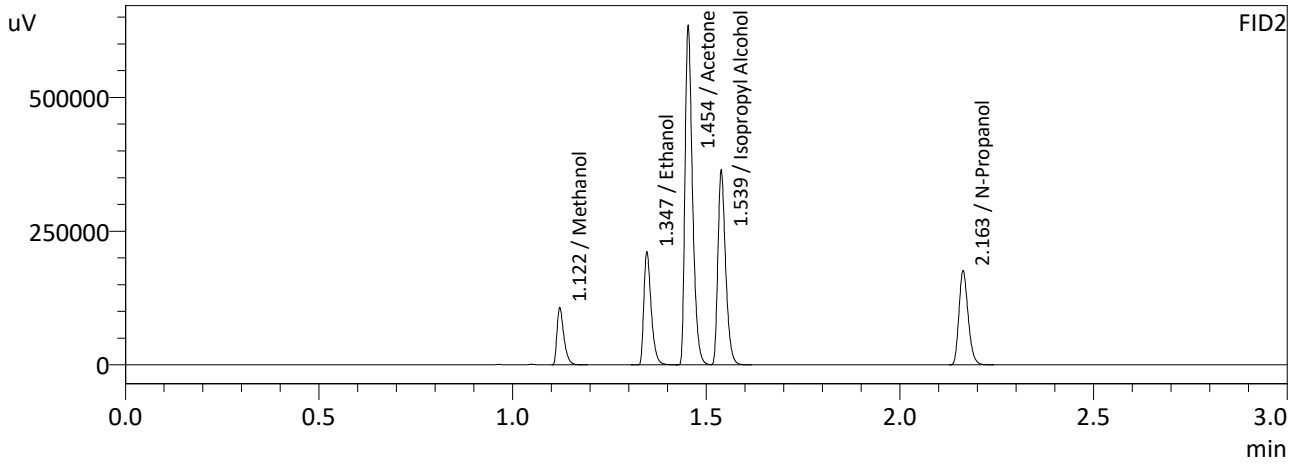
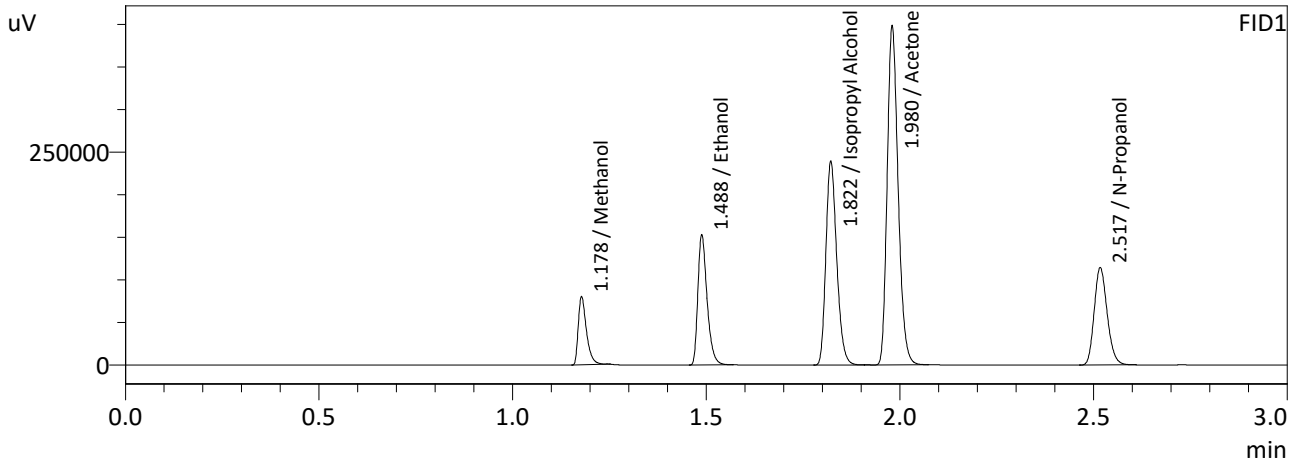
Name	Conc.	Area	Unit
Methanol	--	--	g/100cc
Ethanol	--	--	g/100cc
Isopropyl Alcohol	--	--	g/100cc
Acetone	--	--	g/100cc
N-Propanol	0.0000	188536	g/100cc
Fluor. Hydrocarbon(s)	--	--	g/100cc

FID2

Name	Conc.	Area	Unit
Methanol	--	--	g/100cc
Ethanol	--	--	g/100cc
Acetone	--	--	g/100cc
Isopropyl Alcohol	--	--	g/100cc
N-Propanol	0.0000	204119	g/100cc
Flour. Hydrocarbon(s)	--	--	g/100cc

NB

Sample Name : MIXED VOLATILES FN 06041902
 Laboratory : Meridian
 Injection Date : 10/24/2023 12:00:02 PM
 Vial # : 2
 Method Filename : Default Project - ALCOHOL_231024NB.gcm
 Instrument #GC/HS : C12255750548 / C12595800409



FID1

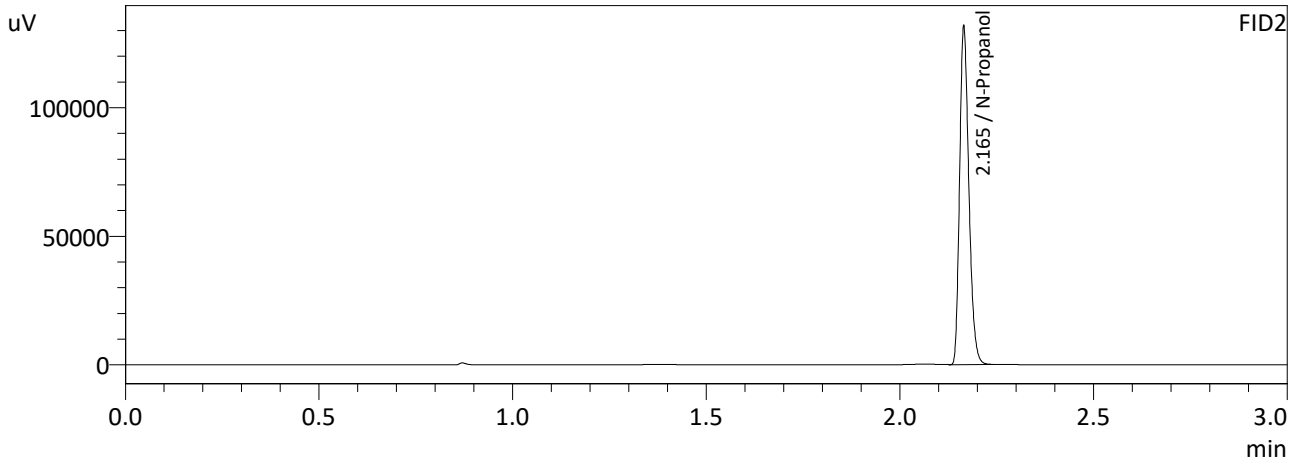
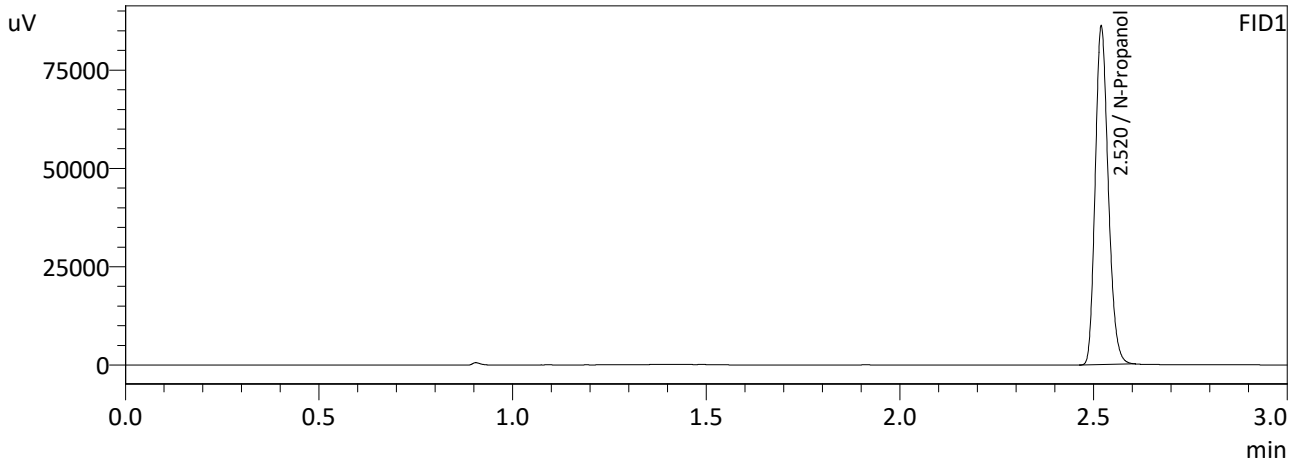
Name	Conc.	Area	Unit
Methanol	0.0000	118133	g/100cc
Ethanol	0.4284	252478	g/100cc
Isopropyl Alcohol	0.0000	465377	g/100cc
Acetone	0.0000	781772	g/100cc
N-Propanol	0.0000	266523	g/100cc
Fluor. Hydrocarbon(s)	--	--	g/100cc

FID2

Name	Conc.	Area	Unit
Methanol	0.0000	132547	g/100cc
Ethanol	0.4304	277367	g/100cc
Acetone	0.0000	851787	g/100cc
Isopropyl Alcohol	0.0000	504377	g/100cc
N-Propanol	0.0000	290212	g/100cc
Flour. Hydrocarbon(s)	--	--	g/100cc

NB

Sample Name : ISTD BLK 2
 Laboratory : Meridian
 Injection Date : 10/24/2023 6:24:12 PM
 Vial # : 49
 Method Filename : Default Project - ALCOHOL_231024NB.gcm
 Instrument #GC/HS : C12255750548 / C12595800409



FID1

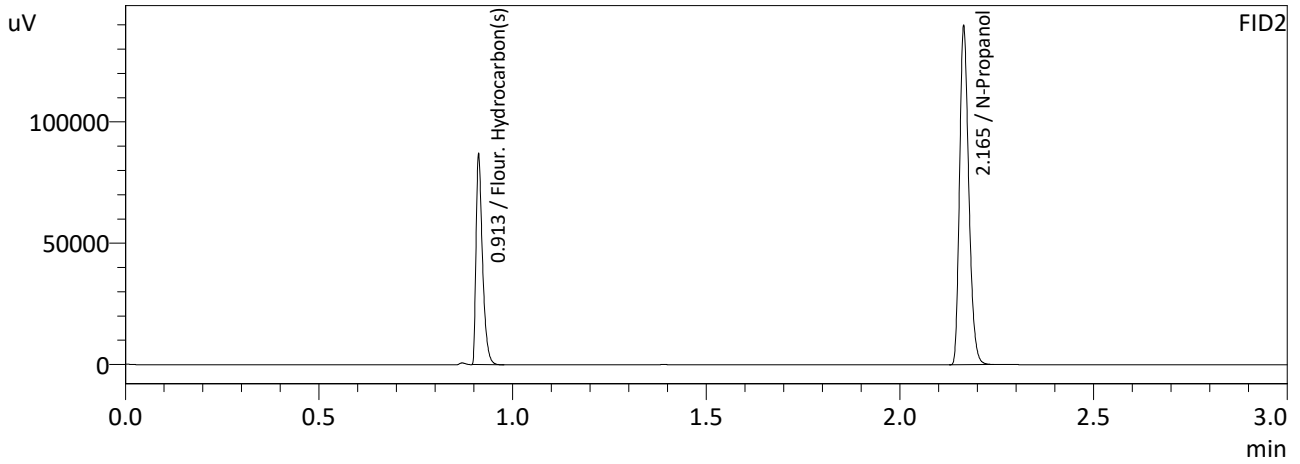
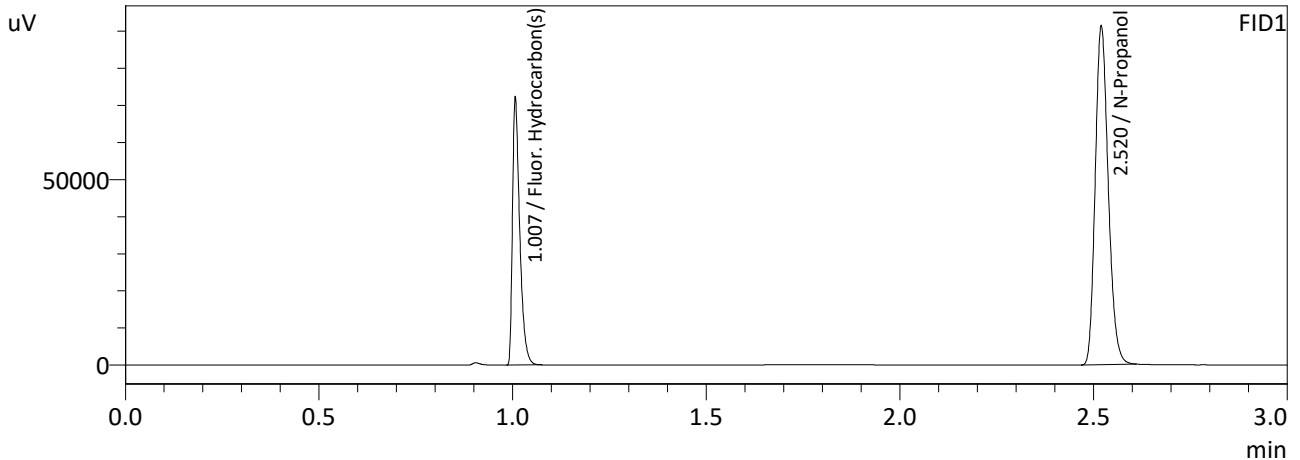
Name	Conc.	Area	Unit
Methanol	--	--	g/100cc
Ethanol	--	--	g/100cc
Isopropyl Alcohol	--	--	g/100cc
Acetone	--	--	g/100cc
N-Propanol	0.0000	201207	g/100cc
Fluor. Hydrocarbon(s)	--	--	g/100cc

FID2

Name	Conc.	Area	Unit
Methanol	--	--	g/100cc
Ethanol	--	--	g/100cc
Acetone	--	--	g/100cc
Isopropyl Alcohol	--	--	g/100cc
N-Propanol	0.0000	218466	g/100cc
Flour. Hydrocarbon(s)	--	--	g/100cc

NB

Sample Name : DFE 111914OM
 Laboratory : Meridian
 Injection Date : 10/24/2023 6:32:52 PM
 Vial # : 50
 Method Filename : Default Project - ALCOHOL_231024NB.gcm
 Instrument #GC/HS : C12255750548 / C12595800409



FID1

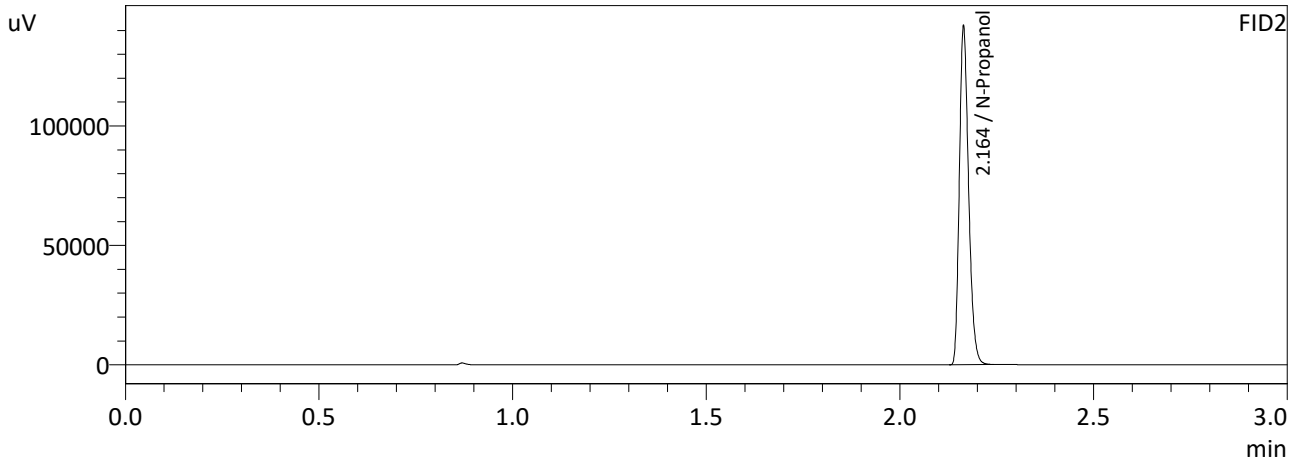
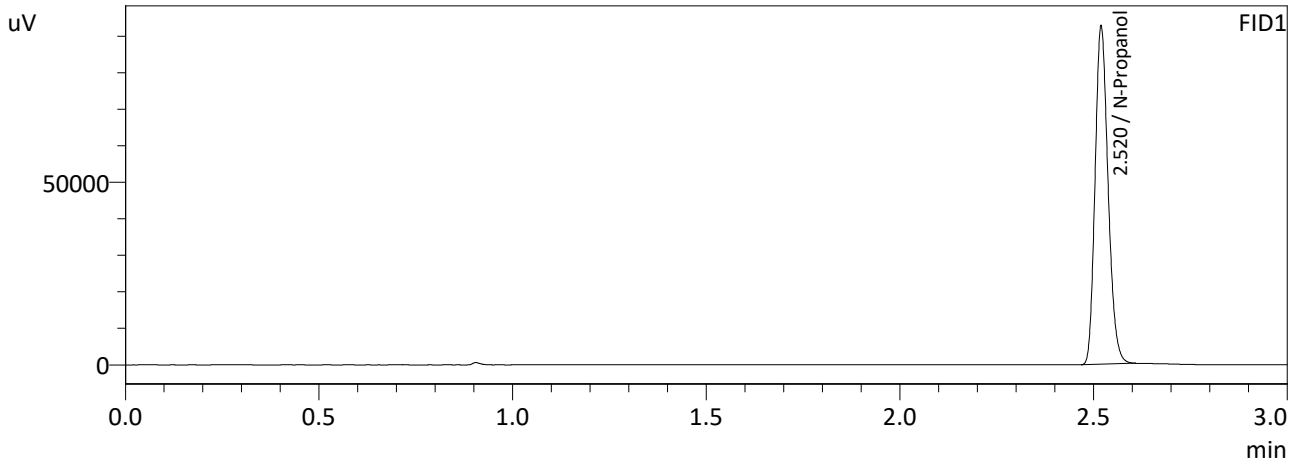
Name	Conc.	Area	Unit
Methanol	--	--	g/100cc
Ethanol	--	--	g/100cc
Isopropyl Alcohol	--	--	g/100cc
Acetone	--	--	g/100cc
N-Propanol	0.0000	213236	g/100cc
Fluor. Hydrocarbon(s)	0.0000	93954	g/100cc

FID2

Name	Conc.	Area	Unit
Methanol	--	--	g/100cc
Ethanol	--	--	g/100cc
Acetone	--	--	g/100cc
Isopropyl Alcohol	--	--	g/100cc
N-Propanol	0.0000	231576	g/100cc
Fluor. Hydrocarbon(s)	0.0000	100466	g/100cc

NB

Sample Name : ISTD BLK 3
 Laboratory : Meridian
 Injection Date : 10/24/2023 6:41:42 PM
 Vial # : 51
 Method Filename : Default Project - ALCOHOL_231024NB.gcm
 Instrument #GC/HS : C12255750548 / C12595800409



FID1

Name	Conc.	Area	Unit
Methanol	--	--	g/100cc
Ethanol	--	--	g/100cc
Isopropyl Alcohol	--	--	g/100cc
Acetone	--	--	g/100cc
N-Propanol	0.0000	216224	g/100cc
Fluor. Hydrocarbon(s)	--	--	g/100cc

FID2

Name	Conc.	Area	Unit
Methanol	--	--	g/100cc
Ethanol	--	--	g/100cc
Acetone	--	--	g/100cc
Isopropyl Alcohol	--	--	g/100cc
N-Propanol	0.0000	235129	g/100cc
Flour. Hydrocarbon(s)	--	--	g/100cc

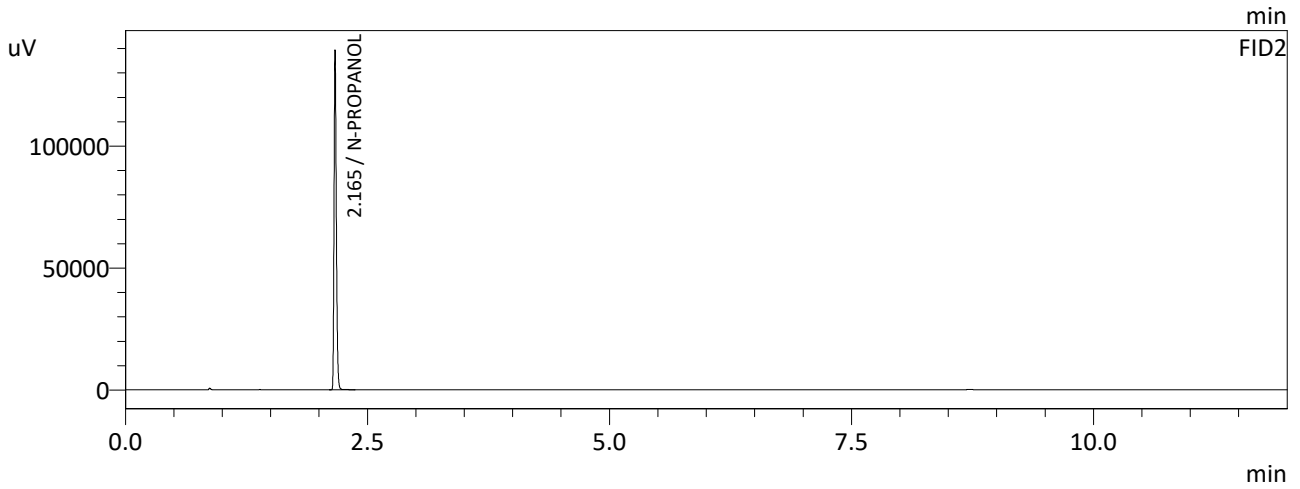
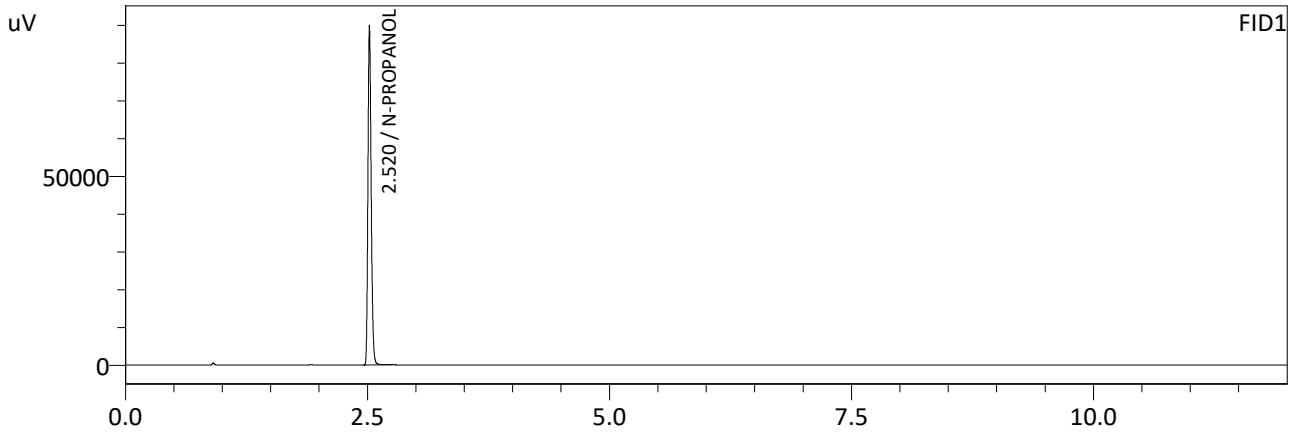
NB

Meridian Blood Alcohol Analysis Batch Table

Shimadzu GC-2030 Serial #C12255750548
 Shimadzu HS-20 Serial #C12595800409
 Lab Solutions Database Software Ver. 6.111
 Copyright (C) 2008-2020 Shimadzu Corporation

Vial#	Sample Name	Sample Type	Level#	Method File
1	ISTD BLK 1	0:Unknown	0	ALCOHOL 231024NB.gcm
2	ED VOLATILES FN 0604	0:Unknown	1	ALCOHOL 231024NB.gcm
3	QC-1-1	0:Unknown	0	ALCOHOL 231024NB.gcm
4	QC-1-1-B	0:Unknown	0	ALCOHOL 231024NB.gcm
5	0.08 QA	0:Unknown	0	ALCOHOL 231024NB.gcm
6	0.08 QA-B	0:Unknown	0	ALCOHOL 231024NB.gcm
7	M2023-4498-1	0:Unknown	0	ALCOHOL 231024NB.gcm
8	M2023-4498-1-B	0:Unknown	0	ALCOHOL 231024NB.gcm
9	M2023-4500-1	0:Unknown	0	ALCOHOL 231024NB.gcm
10	M2023-4500-1-B	0:Unknown	0	ALCOHOL 231024NB.gcm
11	M2023-4501-1	0:Unknown	0	ALCOHOL 231024NB.gcm
12	M2023-4501-1-B	0:Unknown	0	ALCOHOL 231024NB.gcm
13	M2023-4513-1	0:Unknown	0	ALCOHOL 231024NB.gcm
14	M2023-4513-1-B	0:Unknown	0	ALCOHOL 231024NB.gcm
15	M2023-4529-1	0:Unknown	0	ALCOHOL 231024NB.gcm
16	M2023-4529-1-B	0:Unknown	0	ALCOHOL 231024NB.gcm
17	M2023-4530-2	0:Unknown	0	ALCOHOL 231024NB.gcm
18	M2023-4530-2-B	0:Unknown	0	ALCOHOL 231024NB.gcm
19	M2023-4535-1	0:Unknown	0	ALCOHOL 231024NB.gcm
20	M2023-4535-1-B	0:Unknown	0	ALCOHOL 231024NB.gcm
21	M2023-4536-1	0:Unknown	0	ALCOHOL 231024NB.gcm
22	M2023-4536-1-B	0:Unknown	0	ALCOHOL 231024NB.gcm
23	M2023-4537-1	0:Unknown	0	ALCOHOL 231024NB.gcm
24	M2023-4537-1-B	0:Unknown	0	ALCOHOL 231024NB.gcm
25	QC-2-1	0:Unknown	0	ALCOHOL 231024NB.gcm
26	QC-2-1-B	0:Unknown	0	ALCOHOL 231024NB.gcm
27	M2023-4553-1	0:Unknown	0	ALCOHOL 231024NB.gcm
28	M2023-4553-1-B	0:Unknown	0	ALCOHOL 231024NB.gcm
29	M2023-4555-2	0:Unknown	0	ALCOHOL 231024NB.gcm
30	M2023-4555-2-B	0:Unknown	0	ALCOHOL 231024NB.gcm
31	M2023-4579-1	0:Unknown	0	ALCOHOL 231024NB.gcm
32	M2023-4579-1-B	0:Unknown	0	ALCOHOL 231024NB.gcm
33	M2023-4587-1	0:Unknown	0	ALCOHOL 231024NB.gcm
34	M2023-4587-1-B	0:Unknown	0	ALCOHOL 231024NB.gcm
35	M2023-4588-1	0:Unknown	0	ALCOHOL 231024NB.gcm
36	M2023-4588-1-B	0:Unknown	0	ALCOHOL 231024NB.gcm
37	M2023-4600-1	0:Unknown	0	ALCOHOL 231024NB.gcm
38	M2023-4600-1-B	0:Unknown	0	ALCOHOL 231024NB.gcm
39	M2023-4601-1	0:Unknown	0	ALCOHOL 231024NB.gcm
40	M2023-4601-1-B	0:Unknown	0	ALCOHOL 231024NB.gcm
41	M2023-4602-1	0:Unknown	0	ALCOHOL 231024NB.gcm
42	M2023-4602-1-B	0:Unknown	0	ALCOHOL 231024NB.gcm
43	M2023-4603-1	0:Unknown	0	ALCOHOL 231024NB.gcm
44	M2023-4603-1-B	0:Unknown	0	ALCOHOL 231024NB.gcm
45	QC-1-2	0:Unknown	0	ALCOHOL 231024NB.gcm
46	QC-1-2-B	0:Unknown	0	ALCOHOL 231024NB.gcm
47	QC-2-2	0:Unknown	0	ALCOHOL 231024NB.gcm
48	QC-2-2-B	0:Unknown	0	ALCOHOL 231024NB.gcm
49	ISTD BLK 2	0:Unknown	0	ALCOHOL 231024NB.gcm
50	DFE 111914OM	0:Unknown	0	ALCOHOL 231024NB.gcm
51	ISTD BLK 3	0:Unknown	0	ALCOHOL 231024NB.gcm

Sample Name : ISTD BLK VOL 1
 Laboratory : Meridian
 Injection Date : 10/24/2023 7:08:02 PM
 Vial # : 52
 Method Filename : Default Project - VOLATILES.GCM
 Instrument #GC/HS : C12255750548 / C12595800409



FID1

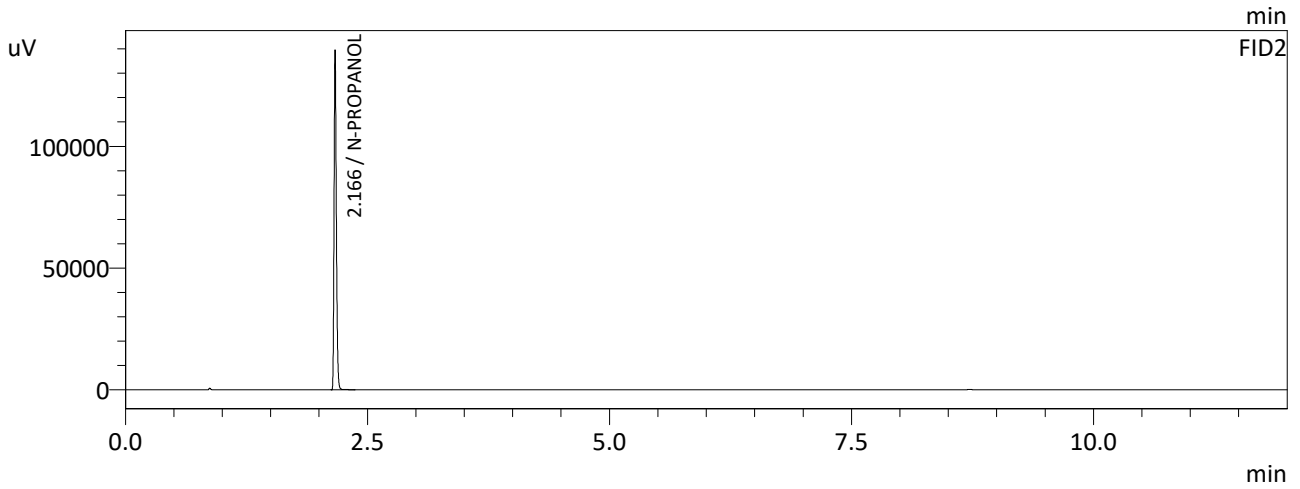
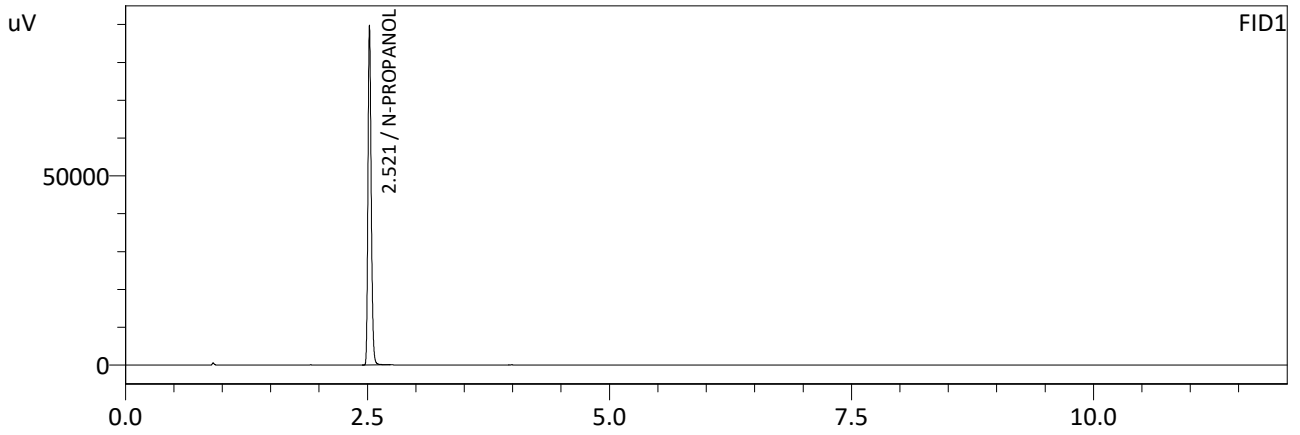
Name	Conc.	Area	Unit
N-PROPANOL	0.0000	210147	ppm
TOLUENE	--	--	ppm

FID2

Name	Conc.	Area	Unit
TOLUENE	--	--	ppm
N-PROPANOL	0.0000	229722	ppm

NB

Sample Name : ISTD BLK VOL 2
 Laboratory : Meridian
 Injection Date : 10/24/2023 7:53:57 PM
 Vial # : 55
 Method Filename : Default Project - VOLATILES.GCM
 Instrument #GC/HS : C12255750548 / C12595800409



FID1

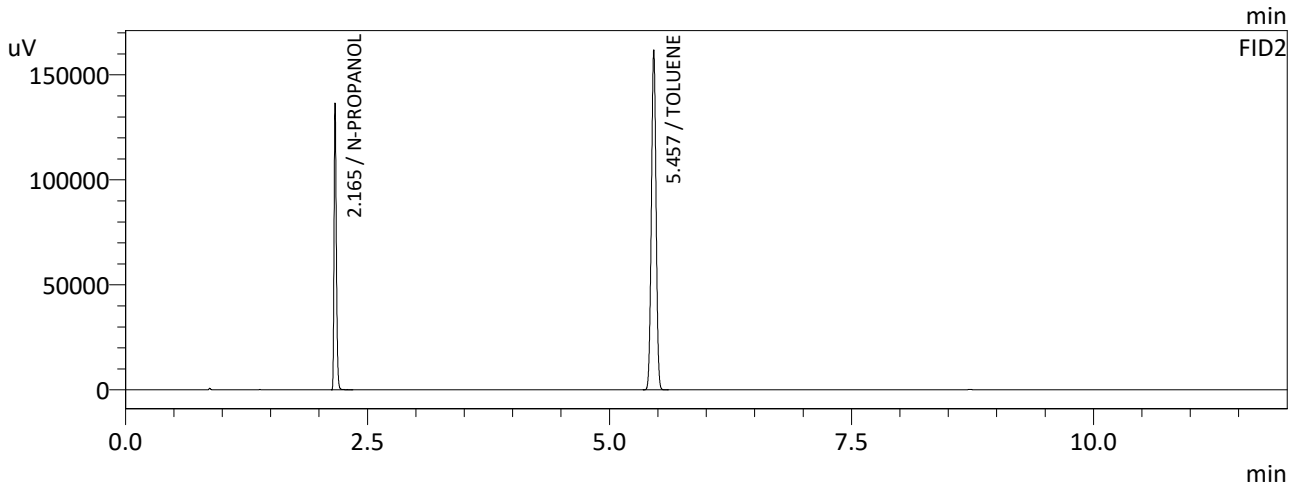
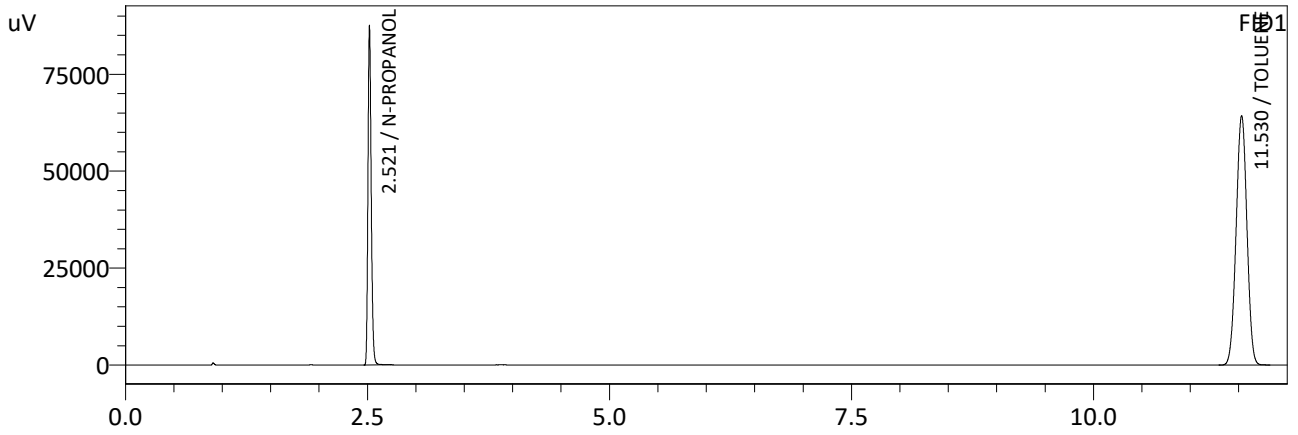
Name	Conc.	Area	Unit
N-PROPANOL	0.0000	209800	ppm
TOLUENE	--	--	ppm

FID2

Name	Conc.	Area	Unit
TOLUENE	--	--	ppm
N-PROPANOL	0.0000	230336	ppm

NB

Sample Name : TOLUENE 002007
 Laboratory : Meridian
 Injection Date : 10/24/2023 8:09:14 PM
 Vial # : 56
 Method Filename : Default Project - VOLATILES.GCM
 Instrument #GC/HS : C12255750548 / C12595800409



FID1

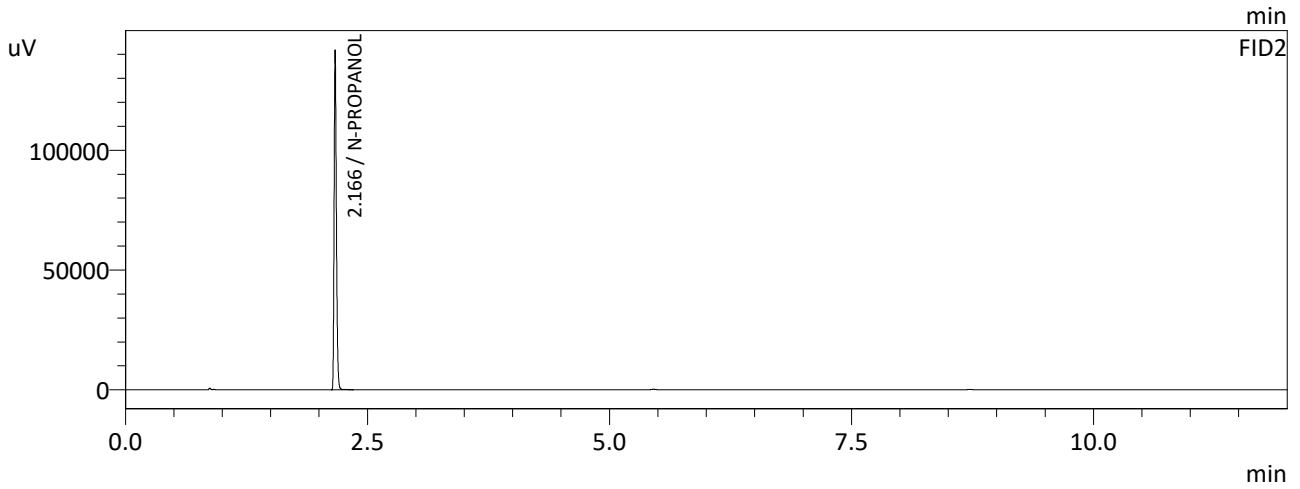
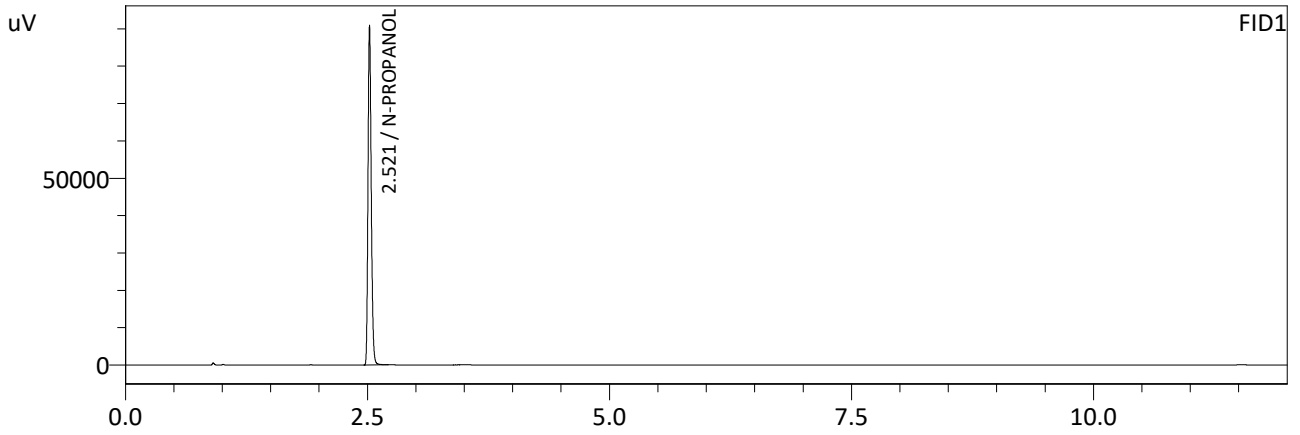
Name	Conc.	Area	Unit
N-PROPANOL	0.0000	204856	ppm
TOLUENE	0.0000	498261	ppm

FID2

Name	Conc.	Area	Unit
TOLUENE	0.0000	546120	ppm
N-PROPANOL	0.0000	224993	ppm

NB

Sample Name : ISTD BLK VOL 3
 Laboratory : Meridian
 Injection Date : 10/24/2023 8:24:54 PM
 Vial # : 57
 Method Filename : Default Project - VOLATILES.GCM
 Instrument #GC/HS : C12255750548 / C12595800409



FID1

Name	Conc.	Area	Unit
N-PROPANOL	0.0000	212291	ppm
TOLUENE	--	--	ppm

FID2

Name	Conc.	Area	Unit
TOLUENE	--	--	ppm
N-PROPANOL	0.0000	233519	ppm

NB

Meridian Blood Alcohol Analysis Batch Table

Shimadzu GC-2030 Serial #C12255750548
Shimadzu HS-20 Serial #C12595800409
Lab Solutions Database Software Ver. 6.111
Copyright (C) 2008-2020 Shimadzu Corporation

Vial#	Sample Name	Sample Type	Level#	Method File
52	ISTD BLK VOL 1	0:Unknown	0	VOLATILES.GCM
53	M2023-4553-1 VOL-A	0:Unknown	0	VOLATILES.GCM
54	M2023-4553-1 VOL-B	0:Unknown	0	VOLATILES.GCM
55	ISTD BLK VOL 2	0:Unknown	0	VOLATILES.GCM
56	TOLUENE 002007	0:Unknown	0	VOLATILES.GCM
57	ISTD BLK VOL 3	0:Unknown	0	VOLATILES.GCM

NB